

EDAF50 – C++ Programming

3. *Modularity*

Sven Gestegård Robertz
Computer Science, LTH

2024



Outline

- 1 Source code organization
- 2 Stack allocation
- 3 Error handling
 - Exceptions
 - Catching exceptions
 - Throwing exceptions
 - Exceptions and resource management
 - Specification of exceptions
 - Static assert
- 4 Input and output
- 5 namespace

Program organization

- ▶ A program consists of many separately developed parts
 - ▶ user-defined types
 - ▶ functions
 - ▶ templates
- ▶ managed by clearly defined interactions.
- ▶ Separate
 - ▶ interfaces
 - ▶ implementations

Program organization

Free functions vs. member functions

- ▶ Operations on a class can be expressed as
 - ▶ member functions
 - ▶ use for operations that need access to the representation
 - ▶ free functions
 - ▶ can be added without affecting other users of the class

General program structure

Organizing a program in several files

- ▶ Handle declarations and definitions
 - ▶ The declaration is needed in all places it is used
 - ▶ An entity must be defined at most once
 - ▶ `#include`

The One Definition Rule

- ▶ For a *translation unit*, there must be no more than one definition for
 - ▶ a template
 - ▶ a type
 - ▶ a function, or
 - ▶ an object
- ▶ In the entire *program*, an object or *non-inline* function cannot have more than one definition.
- ▶ If an object or function is used, it must have a definition.
- ▶ Types and templates can be defined in multiple translation units, but must be the same.

General program structure

Example: Header file

Minimal example:

mean – a mean value library

- ▶ mean.h
- ▶ mean.cc

Use:

- ▶ main.cc

mean.h: declarations

```
double mean(double x1, double x2);  
double mean(int x1, int x2);
```

General program structure

Example: Source code file

mean.cc: definitions

```
#include "mean.h"    // make declarations visible

double mean(double x1, double x2)
{
    return (x1+x2)/2;
}

double mean(int x1, int x2)
{
    return static_cast<double>(x1 + x2) / 2;
}
```


General program structure

Example: main program

main.cc: use

```
#include <iostream>
using std::cout;
using std::endl;

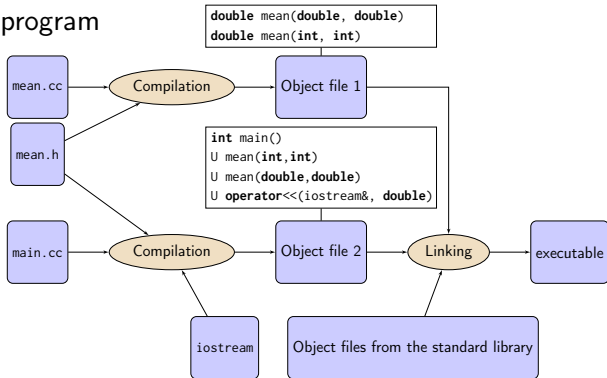
#include "mean.h"    // make declarations visible
                   // to be able to use them

int main()
{
    double a=2.3;
    double b=3.9;
    int m=3;
    int n=4;
    cout << mean(a, b) << endl;
    cout << mean(m, n) << endl;
}
```

General program structure

Separate compilation

- ▶ Function declarations are placed in *header files* (.h)
- ▶ The implementation is split into multiple source files (.cc)
- ▶ Separate compilation of each source file(.cc)
- ▶ Linking the program



File structure for classes

include guards

Class definitions are placed in header files (.h or .hpp)

- ▶ All users of a type need the definition
- ▶ A header file can be included more than once (e.g., via other header files)
- ▶ To avoid defining a type multiple times use *include guards*:

```
#ifndef FOO_H
#define FOO_H
//...
class Foo {
//...
};
#endif
```

Member functions are placed in a source file (.cc or .cpp)

- ▶ Java: one class per source file
- ▶ C++: A header file declares a set of classes and functions that belong together

<algorithm> All standard library algorithms

a header "graph.h" may contain classes graph, node, edge, and functions on the graph

- ▶ Easier to use (fewer files to include)
- ▶ Easier to get e.g. forward declarations correct, less circular dependencies

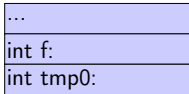
Memory allocation

stack allocation

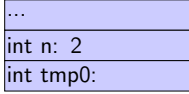
```
int fac(int n)
{
    if(n == 0)
        return 1;
    else return n * fac(n-1);
}

int main()
{
    int f = fac(2);
    cout << f;
    return 0;
}
```

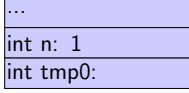
main()



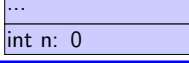
fac()



fac()



fac()



Error handling

Three levels of error handling

- 1 Directly handle the error locally and continue execution
- 2 Categorize and pass error to another module that is expected to handle it
- 3 Identify the error, give an error message, and crash the program (*“fail-fast”, e.g., assert*)

Level 2: exceptions (or return values)

Throwing exceptions

Example: checking arguments in the Vector class

```
Vector::Vector(int size) :sz{size} {
    if(sz < 0) throw length_error("negative size");
    elem = new double[sz];
}

int& Vector::at(int i) {
    if (i<0 || i>=sz) throw out_of_range("Vector::at");
    return elem[i];
}

int& Vector::operator[] (int i) {
    return elem[i];
}
```

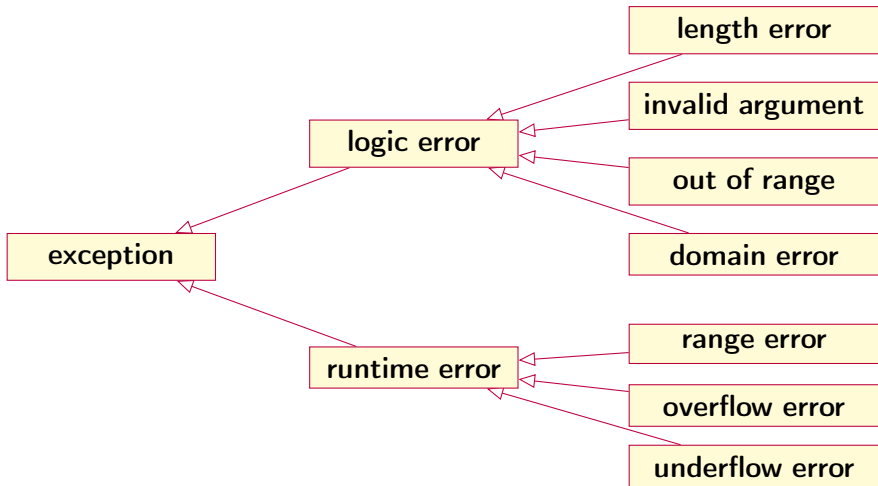
- ▶ *NB: to allow checking arguments, we use a **signed integer type** for values that should always be positive*
- ▶ Vector cannot reasonably handle the error locally, only the caller can know why it passed a certain argument

Exceptions

- ▶ Error handling is done with `throw` and `catch`. Like Java.
- ▶ *“stack unwinding”* until a matching `catch` is found.
- ▶ When an exception is thrown, activation records are popped off the stack until a function containing a matching `catch` is found. (*“stack unwinding”*)
- ▶ If an exception is not caught, the program crashes. (by calling `std::terminate()`.)
- ▶ Standard classes for exceptions: `#include <stdexcept>`

The exception classes of the standard library

Class hierarchy for classes in `<stdexcept>`



Error handling

Catching exceptions

```
try {  
    // Code that may throw  
}  
catch (some_exception& se) {  
    // Code handling some_exception  
}  
catch (another_exception& ae) {  
    // Code handling another_exception  
}  
catch (...) {  
    // default/generic exception handling  
}
```

The first `catch` clause with a matching type is selected.
⇒ Catch derived classes before the base class.

... is valid C++, matches anything

Catching exceptions

Example:

```
try {
    cout << "Enter a number: ";
    int i;
    if (cin >> i) {
        int r = f(i);
        cout << "Result: " << r << endl;
    }
}
catch(std::overflow_error&) {
    cout << "Overflow error\n";
}
catch(std::exception& e) {
    cout << typeid(e).name() << ": " << e.what() << endl;
}
```

Catching exceptions

Example:

```
try {
    cout << "Enter a number: ";
    int i;
    if (cin >> i) {
        int r = f(i);
        cout << "Result: " << r << endl;
    }
}
catch(std::overflow_error&) {
    cout << "Overflow error\n");
}
catch(std::exception& e) {
    cout << typeid(e).name() << ": " << e.what() << endl;
}
```

predefined function in the class exception

Catching exceptions

... and rethrowing

```
try{
    do_something();
}
catch {std::length_error& le) {
    // handle length error
}
catch {std::out_of_range&) {
    // handle out_of_range
}
catch (...) {
    // generic handler (just log?)
    throw; // default: pass on
}
```

Throwing exceptions

Creating own exceptions as subclasses

```
#include <stdexcept>

class communication_error : public runtime_error {
public:
    communication_error(const string& mess = "")
        : runtime_error(mess) {}
};
```

Throwing

```
throw communication_error("Checksum error");
```

Throwing exceptions

Creating custom exceptions

```
struct MyOwnException{
    MyOwnException(const std::string& msg, int val)
        : m{msg},v{val} {}
    std::string m;
    int v;
};
```

Using custom exceptions

```
void f() {
    throw MyOwnException("An error occurred", 17);
}

void test1() {
    try{
        f();
    } catch(MyOwnException &e) {
        cout << "Exception: " << e.m << " - " << e.v << endl;
    }
}
```

Catching exceptions

Resource management: destructors and “*stack unwinding*”

```
struct Foo {
    int x;
    Foo(int ix) :x{ix} {
        cout << "Foo("<<x<<")\n";
    }
    ~Foo() {
        cout << "~Foo("<<x<<")\n";
    }
};

void test(int i)
{
    Foo f(i);
    if(i == 0) {
        throw std::out_of_range("noll?");
    } else {
        Foo g(100+i);
        test(i-1);
        cout << "after call to test("
            << i-1 << ")\n";
    }
}
```

```
int main() {
    Foo f(42);
    try{
        Foo g(17);
        test(2);
    } catch(std::exception& e) {
        cout<<e.what()<< endl; }
}

Foo(42)
Foo(17)
Foo(2)
Foo(102)
Foo(1)
Foo(101)
Foo(0)
~Foo(0)
~Foo(101)
~Foo(1)
~Foo(102)
~Foo(2)
~Foo(17)
noll?
~Foo(42)
```


Catching exceptions

Resource management: destructors and “*stack unwinding*”

```
struct Foo {
    int x;
    Foo(int ix) :x{ix} {
        cout << "Foo("<<x<<")\n";
    }
    ~Foo() {
        cout << "~Foo("<<x<<")\n";
    }
};

void test(int i)
{
    Foo f(i);
    if(i == 0) {
        throw std::out_of_range("noll?");
    } else {
        Foo g(100+i);
        test(i-1);
        cout << "after call to test("
            << i-1 << ")\n";
    }
}
```

```
int main() {
    Foo f(42);
    try{
        Foo g(17);
        test(2);
    } catch(std::exception& e) {
        cout<<e.what()<< endl; }
}

Foo(42)
Foo(17)
Foo(2)
Foo(102)
Foo(1)
Foo(101)
Foo(0)
~Foo(0)
~Foo(101)
~Foo(1)
~Foo(102)
~Foo(2)
~Foo(17)
noll?
~Foo(42)
```

Catching exceptions

Resource management: destructors and “*stack unwinding*”

```
struct Foo {
    int x;
    Foo(int ix) :x{ix} {
        cout << "Foo("<<x<<")\n";
    }
    ~Foo() {
        cout << "~Foo("<<x<<")\n";
    }
};

void test(int i)
{
    Foo f(i);
    if(i == 0) {
        throw std::out_of_range("noll?");
    } else {
        Foo g(100+i);
        test(i-1);
        cout << "after call to test("
            << i-1 << ")\n";
    }
}
```

```
int main() {
    Foo f(42);
    try{
        Foo g(17);
        test(2);
    } catch(std::exception& e) {
        cout<<e.what()<< endl; }
}

Foo(42)
Foo(17)
Foo(2)
Foo(102)
Foo(1)
Foo(101)
Foo(0)
~Foo(0)
~Foo(101)
~Foo(1)
~Foo(102)
~Foo(2)
~Foo(17)
noll?
~Foo(42)
```

Catching exceptions

Resource management: destructors and “*stack unwinding*”

```
struct Foo {
    int x;
    Foo(int ix) :x{ix} {
        cout << "Foo("<<x<<")\n";
    }
    ~Foo() {
        cout << "~Foo("<<x<<")\n";
    }
};

void test(int i)
{
    Foo f(i);
    if(i == 0) {
        throw std::out_of_range("noll?");
    } else {
        Foo g(100+i);
        test(i-1);
        cout << "after call to test("
            << i-1 << ")\n";
    }
}
```

```
int main() {
    Foo f(42);
    try{
        Foo g(17);
        test(2);
    } catch(std::exception& e) {
        cout<<e.what()<< endl; }
}

Foo(42)
Foo(17)
Foo(2)
Foo(102)
Foo(1)
Foo(101)
Foo(0)
~Foo(0)
~Foo(101)
~Foo(1)
~Foo(102)
~Foo(2)
~Foo(17)
noll?
~Foo(42)
```

Catching exceptions

Resource management: destructors and “*stack unwinding*”

```
struct Foo {
    int x;
    Foo(int ix) :x{ix} {
        cout << "Foo("<<x<<")\n";
    }
    ~Foo() {
        cout << "~Foo("<<x<<")\n";
    }
};

void test(int i)
{
    Foo f(i);
    if(i == 0) {
        throw std::out_of_range("noll?");
    } else {
        Foo g(100+i);
        test(i-1);
        cout << "after call to test("
            << i-1 << ")\n";
    }
}
```

```
int main() {
    Foo f(42);
    try{
        Foo g(17);
        test(2);
    } catch(std::exception& e) {
        cout<<e.what()<< endl; }
}

Foo(42)
Foo(17)
Foo(2)
Foo(102)
Foo(1)
Foo(101)
Foo(0)
~Foo(0)
~Foo(101)
~Foo(1)
~Foo(102)
~Foo(2)
~Foo(17)
noll?
~Foo(42)
```

Catching exceptions

Resource management: destructors and “*stack unwinding*”

```
struct Foo {
    int x;
    Foo(int ix) :x{ix} {
        cout << "Foo("<<x<<")\n";
    }
    ~Foo() {
        cout << "~Foo("<<x<<")\n";
    }
};

void test(int i)
{
    Foo f(i);
    if(i == 0) {
        throw std::out_of_range("noll?");
    } else {
        Foo g(100+i);
        test(i-1);
        cout << "after call to test("
            << i-1 << ")\n";
    }
}
```

```
int main() {
    Foo f(42);
    try{
        Foo g(17);
        test(2);
    } catch(std::exception& e) {
        cout<<e.what()<< endl; }
}

Foo(42)
Foo(17)
Foo(2)
Foo(102)
Foo(1)
Foo(101)
Foo(0)
~Foo(0)
~Foo(101)
~Foo(1)
~Foo(102)
~Foo(2)
~Foo(17)
noll?
~Foo(42)
```

Catching exceptions

Resource management: destructors and “*stack unwinding*”

```
struct Foo {
    int x;
    Foo(int ix) :x{ix} {
        cout << "Foo("<<x<<")\n";
    }
    ~Foo() {
        cout << "~Foo("<<x<<")\n";
    }
};

void test(int i)
{
    Foo f(i);
    if(i == 0) {
        throw std::out_of_range("noll?");
    } else {
        Foo g(100+i);
        test(i-1);
        cout << "after call to test("
            << i-1 << ")\n";
    }
}
```

```
int main() {
    Foo f(42);
    try{
        Foo g(17);
        test(2);
    } catch(std::exception& e) {
        cout<<e.what()<< endl; }
}

Foo(42)
Foo(17)
Foo(2)
Foo(102)
Foo(1)
Foo(101)
Foo(0)
~Foo(0)
~Foo(101)
~Foo(1)
~Foo(102)
~Foo(2)
~Foo(17)
noll?
~Foo(42)
```

Specifying exceptions in C++11

The keyword **noexcept** specifies if a function may throw or not. No specification is equal to **noexcept(false)**.

In the function declaration

```
struct Foo {  
    void f();  
    void g() noexcept;  
};
```

and in the function definition

```
#include <stdexcept>  
void Foo::f() {  
    throw std::runtime_error("f failed");  
}  
void Foo::g() noexcept {  
    throw std::runtime_error("g lied and failed");  
}
```

Exception specification

Example usage

```
#include <typeinfo> // for typeid

void test_noexcept()
{
    Foo f;

    try {
        f.f();
    } catch (std::exception &e) {
        cout << typeid(e).name() << ": " << e.what() << endl;
    }
    try {
        f.g();
    } catch (std::exception &e) {
        cout << typeid(e).name() << ": " << e.what() << endl;
    }
    cout << "done\n";
}

St13runtime_error: f failed
terminate called after throwing an instance of 'std::runtime_error'
  what(): g lied and failed
```


Exception specification older C++, do not use

Older C++ had “exception lists” for a function: the types of exceptions that may be generated by the function are specified with the keyword **throw**.

Example of exception list:

```
int f(int) throw(typ1, typ2, typ3) {  
    //...  
    throw typ1("Error of type 1 occurred");  
    //...  
    throw typ2("Error of type 2 occurred");  
    //...  
    throw typ3("Error of type 3 occurred");  
}
```

- No list \Rightarrow Any type of exception may be thrown
- Empty list (`throw()`) \Rightarrow No exceptions may be thrown

Rules of thumb for exceptions

- ▶ Consider error handling early in the design process
- ▶ Use specific exception types, not built-in types.
(do not `throw 17;`, `throw false;` , etc.)
- ▶ “Throw by value, catch by reference”
- ▶ If a function should not throw, declare `noexcept`.
- ▶ Specify *invariants* for your types
 - ▶ The constructor establishes the invariant, or throws.
 - ▶ Member functions can rely on the invariant.
 - ▶ Member functions must not break the invariant.
 - ▶ Example: `Vector`
 - ▶ the size `sz` is a positive number
 - ▶ the array `elem` points to has size `sz`
 - ▶ if the allocation of the array fails `std::bad_alloc` is thrown

If something can be checked at compile-time, use `static_assert`.

Static assert

If something can be checked at compile-time, use `static_assert`.

```
static_assert ( bool_constexpr , message )      (since C++11)
    message can be omitted.                    (since C++17)
```

```
constexpr int some_param = 10;
```

```
int foo(int x)
{
    static_assert(some_param > 100, "");
    return 2*x;
}
```

```
int main()
{
    int x = foo(5);

    std::cout << "x is " << x << std::endl;
    return 0;
}
```

```
error: static assertion failed:
    static_assert(some_param > 100, "");
```

Static assert

<type_traits>

The standard library provides (meta)functions to query properties of types.

```
template <typename T, typename U>
void assign(T& a, const U& b)
{
    static_assert(std::is_assignable<T&,U>::value, "");
    a = b;
}
int main()
{
    int x;
    assign(x, "Foo");
    cout << "x = " << x << "\n";
}
```

gives the error

In instantiation of 'void assign(T&, const U&)' [with T=int; U=char [4]]
error: static assertion failed

```
10 |         static_assert(std::is_assignable<T&,U>::value, "");
    |                                     ^~~~~~
```

- ▶ The C++ standard library contains facilities for
 - ▶ Structured I/O (“formatted I/O”)
 - ▶ reading values of a certain type, T
 - ▶ overload **operator**>>(istream&, T&) and
 - ▶ **operator**<<(ostream&, **const** T&)
 - ▶ Character I/O (“raw I/O”)
 - ▶ istream& getline(istream&, string&)
 - ▶ istream& istream::getline(char*, streamsize)
 - ▶ **int** istream::get()
 - ▶ istream& istream::ignore()
 - ▶ ...
- ▶ NB! getline() as free function and member of istream.
- ▶ std::getline() has an overload for using another delimiter than newline.
- ▶ Choose raw or formatted I/O based on your application

- ▶ Limit visibility of names
 - ▶ expressing which functions/classes/objects belong together
 - ▶ reduce risk of name clashes
 - ▶ cf. package in Java
- ▶ Accessing names in namespaces:
 - ▶ qualified name (with scope operator): `std::cout`
 - ▶ **using** declaration: `using std::cout;`
 - ▶ brings in a single name into the current scope
 - ▶ **using** directive: `using namespace std;`
 - ▶ brings in all names in namespace `std` into the current scope
 - ▶ avoid in general, or use in limited scope
 - ▶ never write **using**-directives in header files
 - ▶ introduces names in user code
- ▶ Namespaces *can be extended*
 - ▶ Except (with some exceptions) `std` (\Rightarrow undefined behaviour)

namespace

Example

declarations (.h)

```
namespace foo {  
    void test();  
}
```

```
namespace bar {  
    void test();  
}
```

```
int main()  
{  
    foo::test();  
    bar::test();  
    using namespace foo;  
    test();  
}
```

```
foo::test()  
bar::test()  
foo::test()
```

definitions (.cc)

```
using std::cout;  
using std::endl;
```

```
namespace foo {  
    void test()  
    {  
        cout << "foo::test()\n";  
    }  
}
```

```
void bar::test()  
{  
    cout << "bar::test()\n";  
}
```

▶ Unnamed namespaces

- ▶ local to a particular file (also if **#included**)
- ▶ is used to hide names (cf. **static** in C)
- ▶ names clash with global names

```
namespace foo {  
    void test()  
    {  
        cout << "foo::test()\n";  
    }  
}  
namespace {  
    void test()  
    {  
        cout << "::test()\n";  
    }  
}
```

```
int main()  
{  
    test();  
    foo::test();  
    ::test();  
}  
  
::test()  
foo::test()  
::test()
```

▶ Alternative names for namespaces (*namespace aliases*):

```
namespace my_name=a_really_long_and_weird_namespace_name;
```


Argument Dependent Lookup (ADL)

Name lookup is done in *enclosing scopes*, but...

```
namespace test{
    struct Foo{
        Foo(int v) :x{v} {}
        int x;
    };
    std::ostream& operator<<(std::ostream& o, const Foo& f) {
        return o << "Foo(" << f.x << ")";
    }
} // namespace test

int main()
{
    test::Foo f(17);
    std::cout << f << '\n';
}
```

- ▶ The function `operator<<(ostream&, const Foo&)` is not visible in `main()`.
- ▶ Through ADL it is found in the namespace of its argument (`test`).

Argument Dependent Lookup (ADL)

```
namespace test{
    struct Foo;
    std::ostream& operator<<(std::ostream& o, const Foo& f);
    using std::cout;
    void print(const Foo& f)
    {
        cout << f << '\n';
    }
    void print(int i)
    {
        cout << i << '\n';
    }
} // namespace test

int main()
{
    test::Foo f(17);

    print(f);
    print(17);
    test::print(17);
}
```

- ▶ The functions `test::operator<<()` and `test::print(const Foo&)` are found through ADL.
- ▶ The function `test::print(int)` is not found.
- ▶ unless `using test::print`.

Suggested reading

References to sections in Lippman

Exceptions 5.6, 18.1.1

Namespaces 18.2

I/O 1.2, 8.1–8.2, 17.5.2

Next lecture

References to sections in Lippman

Classes 2.6, 7.1.4, 7.1.5

Constructors 7.5–7.5.4

(Aggregate classes) ("C structs" without constructors) 7.5.5

Destructors 13.1.3

this and const p 257–258

inline 6.5.2, p 273

friend 7.2.1

static members 7.6

Copying 13.1.1

Assignment 13.1.2

Operator overloading 14.1 – 14.3