

Text Categorization Using Predicate–Argument Structures

Jacob Persson

Department of Computer Science
Lund University
S-221 00 Lund, Sweden
jacob.persson@gmail.com

Richard Johansson*

DISI
University of Trento
I-38100 Povo, Italy

Pierre Nugues

Department of Computer Science
Lund University
S-221 00 Lund, Sweden
pierre@cs.lth.se

Abstract

* Most text categorization methods use the vector space model in combination with a representation of documents based on bags of words. As its name indicates, bags of words ignore possible structures in the text and only take into account isolated, unrelated words. Although this limitation is widely acknowledged, most previous attempts to extend the bag-of-words model with more advanced approaches failed to produce conclusive improvements.

We propose a novel method that extends the word-level representation to automatically extracted semantic and syntactic features. We investigated three extensions: word-sense information, subject–verb–object triples, and role-semantic predicate–argument tuples, all fitting within the vector space model. We computed their contribution to the categorization results on the Reuters corpus of newswires (RCV1). We show that these three extensions, either taken individually or in combination, result in statistically significant improvements of the microaverage F_1 over a baseline using bags of words. We found that our best extended model that uses a combination of syntactic and semantic features reduces the error of the word-level baseline by up to 10 percent for the categories having more than 1,000 documents in the training corpus.

*Research done while at Lund University.

1 Introduction

Text categorization or classification corresponds to the automatic assignment of a document to one or more predefined categories. To carry out this task, techniques using the vector space model (Salton et al., 1974) in combination with a representation based on words – the *bag-of-words* model – are considered to be standard both in practice and for evaluation purposes (Lewis et al., 2004). The bag-of-words model is both simple to implement and enables classifiers to achieve state-of-the-art results.

However as its name indicates, the bag-of-words model ignores possible structures in the text as it only takes into account isolated, unrelated words present in a document. These limits are widely acknowledged and there has been many attempts to break them with more advanced approaches. Approaches include the detection and indexing of proper nouns, complex nominals, phrases, or the identification of word-senses. To date, they have not resulted in any conclusive improvements (Moschitti and Basili, 2004).

In this paper, we describe novel features based on the output of syntactic and semantic parsers – subject–verb–object (SVO) triples and predicate–argument structures – to enrich the document representation. As for the words, these features are automatically extracted from raw text. We use them in the vector space model to extend the word-level representation with syntactic and semantic dimensions.

We evaluated the contribution of the syntactic and semantic representation on the Reuters corpus volume I of newswire articles (RCV1) with a standardized benchmark (Lewis et al., 2004). We used a classifier based on support vector machines

(SVM), where we compared the new representation against the bag-of-words baseline. We could obtain an error reduction ranging from 1 to 10 percent for categories having more than 1,000 documents in the training corpus.

2 Representing Text for Automatic Classification

2.1 The Vector Space Model

In statistical classification, the *vector space model* is the standard way to represent data (Salton et al., 1974). This model uses all features that are extracted from a document collection to build a space, where each feature corresponds to a dimension of this space. A single document is then represented by a vector, where each coordinate indicates the presence of a specific feature and weights it. The document vectors can then be placed in the space and their location can be used to compute their similarity.

2.2 Using a Word-level Representation

The standard features in the vector space model are simply the words in the text. Let us assume that we have a document collection that only contains two documents, whose content is:

D1: Chrysler plans new investment in Latin America.

D2: Chrysler plans major investments in Mexico.

The application of the bag-of-words model on the collection uses all the words in the documents as features and results in the document vectors shown in Table 1. The words are stemmed and the most common ones – the stop words – are not used as features, because they usually appear in all the documents. For each feature, the vector indicates how many times it appeared in the document. This value is known as the *term frequency*, tf .

In Table 1, the document vectors used the raw term frequency for each word and therefore assigning all words equal importance. However, rare features are often more important than features present in many documents of the collection. The spread of a feature is measured using the *document frequency*, which is defined as the number of documents in which a feature can be found. To give rare features more importance, the term frequency is weighted with the *inverted document frequency*, idf (1). This weighting scheme

is called $tf \times idf$ and there exist many variants of it. For a list of possible weighting schemes and a comparative study of their influence, see Salton and Buckley (1987) and Joachims (2002).

$$idf = \log \left(\frac{\text{collection size}}{\text{document frequency}} \right) \quad (1)$$

2.3 Extending the Word-based Representation with Complex Semantic Features

Word-based representations are simple and robust, but this comes at a cost. Using bags of words to represent a document misses the phrase and sentence organization as well as their logical structure. Intuitively, the semantics of sentences in a document should help categorize it more accurately. To account for it, we extracted semantic features from each corpus sentence – predicate–argument tuples, subject–verb–object triples, and word-sense information – and we extended the document vectors with them.

Predicate–argument structures are core constructs in most formalisms dealing with knowledge representation. They are equally prominent in linguistic theories of compositional semantic representation. In the simplest case, predicate–argument tuples can be approximated by subject–verb–object triples or subject–verb pairs and extracted from surface-syntactic dependency trees.

SVO representations have been used in vector-space approaches to a number of tasks (Lin, 1998; Padó and Lapata, 2007). In the widely publicized semantic web initiative, Berners-Lee et al. (2001) advocated their use as *a natural way to describe the vast majority of the data processed by machines*. They also correspond to binary relations in relation algebra on which we can apply a large number of mathematical properties. Nonetheless, as far as we know, strict SVO representations have never been used in automatic text categorization. Fürnkranz et al. (1998) proposed an approximated SVO representation that could increase the precision of some categorization experiments when combined with a low recall ranging from 10 to 40. However, they could not show any decisive, consistent improvement across a variety of experimental settings.

Although they are sometimes equivalent, syntactic parse trees and semantic structures are generally not isomorphic. Tuples directly extracted from dependency trees are susceptible to para-

D#\ Words	chrysler	plan	new	major	investment	latin	america	mexico
1	1	1	1	0	1	1	1	0
2	1	1	0	1	1	0	0	1

Table 1: Document vectors based on the bag-of-words model.

phrasing caused by linguistic processes such as voice alternation, *Chrysler planned investments / investments were planned by Chrysler*, and diathesis alternations such as dative shifts, *We sold him the car / We sold the car to him*.

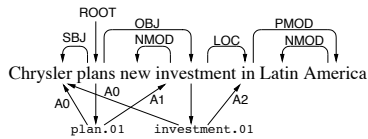


Figure 1: Example sentence with dependency syntax and role semantics annotation. Upper arrows correspond to the dependency relations and the lower ones to the semantic roles.

Role semantics (Fillmore, 1968) is a formalism that abstracts over the bare syntactic representation by means of semantic roles like AGENT and PATIENT rather than grammatical functions such as subject and object.

Figure 1 shows the first example sentence in Sect. 2.2 annotated with syntactic dependencies and role-semantic information according to the PropBank (Palmer et al., 2005) and NomBank (Meyers et al., 2004) standard. The verb *plan* is a predicate defined in the PropBank lexicon, which lists its four possible core arguments: A0, planner, A1, the thing planned, A2, grounds for planning, and A3, beneficiary. Similarly, the noun *investment* is a NomBank predicate whose three possible core arguments are: A0, investor, A1, theme, and A2 purpose. In addition to the core arguments, predicates also accept optional adjuncts such as locations or times.

For each predicate, PropBank and NomBank define a number of *word senses*, such as *plan.01* and *investment.01* in the example sentence. Features based on word sense information, typically employing WordNet senses, have been used in text classification, but have not resulted in any conclusive improvements. For a review of previous studies and results, see Mansuy and Hilderman (2006).

3 Automatic Semantic Role Labeling

Role-semantic structures can be automatically extracted from free text – this task is referred to as *semantic role labeling* (SRL). Although early SRL systems (Hirst, 1983) used symbolic rules, modern systems to a large extent rely on statistical techniques (Gildea and Jurafsky, 2002). This has been made possible by the availability of training data, first from FrameNet (Ruppenhofer et al., 2006) and then PropBank and NomBank. Semantic role labelers can now be applied to unrestricted text, at least business text, with a satisfying level of quality.

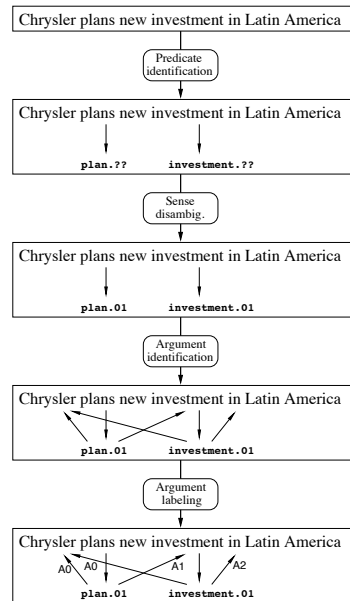


Figure 3: Example processed by the semantic pipeline.

We used a freely available SRL system (Johansson and Nugues, 2008) to extract the predicate-argument structures¹. The system relies on a syntactic and a semantic subcomponent. The syntactic model is a bottom-up dependency parser and the semantic model uses global inference mechanisms on top of a pipeline of classifiers. The com-

¹Download site: nlp.cs.lth.se.

Text Categorization Using Predicate–Argument Structures

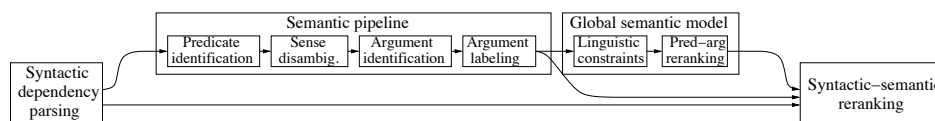


Figure 2: The architecture of the semantic role labeling system.

plete syntactic–semantic output is selected from a candidate pool generated by the subsystems. Figure 2 shows the overall architecture and Figure 3 shows how the example sentence is processed by the semantic subcomponent. The system achieved the top score in the closed challenge of the CoNLL 2008 Shared Task (Surdeanu et al., 2008): a labeled syntactic accuracy of 89.32%, a labeled semantic F_1 of 81.65, and a labeled macro F_1 of 85.49.

4 Experimental Setup

We carried out a series of experiments to determine the contribution of the three sets of syntactic–semantic features: word-sense information, subject–verb–object triples, and role-semantic predicate–argument tuples. They all come as an extension to the baseline word-level representation in the vector space model. We first describe the data sets, then the experimental parameters, and finally the figures we obtained for different combinations of features.

4.1 Corpora

We conducted our experiments on the RCV1-v2 (Lewis et al., 2004) corpus, which is a corrected version of RCV1 (Reuters Corpus Volume 1). We used the LYRL2004 split, which puts articles published between August 20, 1996 to August 31, 1996 in the training set and articles between September 1, 1996 to August 19, 1997 into the test set. We performed the split on the original RCV1-v1 collection which results in 23,307 training documents and 783,484 test documents. RCV1 has three sets of categories called: region code, topic code, and industry code. The region code contains the geographical locations that an article covers. The topic codes try to capture the subjects of an article, and industry codes describe the industry fields mentioned in an article.

4.2 Classification Method

We reproduced the conditions of the SVM.1 classification method described in Lewis et al. (2004).

We used the SVM^{light} (Joachims, 1999) classifier with the standard parameters and the SCutFBR.1 algorithm (Yang, 2001) to choose the optimal threshold.

SCutFBR.1 replaces SVM^{light}’s own method for selecting a partitioning threshold. For each category, SVM^{light} computes a ranking of the documents in the form of a scoring number assigned to each document. This number determines the document rank in the category. The goal is to find a threshold from the ranked training documents that maximizes the number of correct classifications.

The purpose of SCutFBR.1 is to handle cases when there are few training documents for a category. There is then a risk of overfitting, which may lead to too high or too low thresholds. A high threshold results in many misses, which have a negative impact on the macroaverage F_1 while a low threshold results in a potentially large number of documents assigned to a wrong category, which has a negative impact on both the micro and the macroaverage F_1 . To avoid this, the F_1 score is calculated for each category in the training set. If the score is too low, the highest ranking is chosen as the threshold for that category.

4.3 Corpus Tagging and Parsing

We annotated the RCV1 corpus with POS tags, dependency relations, and predicate argument structures using the SRL system mentioned in Sect. 3. The POS tagger uses techniques that are similar to those described by Collins (2002).

4.4 Feature Sets

We conducted our experiments with three main sets of features. The first feature set is the baseline bag of words. The second one uses the triples consisting of the verb, subject, and object (VSO) for given predicates. The third set corresponds to predicates, their sense, and their most frequent core arguments: A0 and A1. We exemplify the features with the sentence *Chrysler plans new investment in Latin America*, whose syntactic and semantic graphs are shown in Figure 1.

As first feature set, we used the bags of words corresponding to the pretokenized version of the RCV1-v2 released together with Lewis et al. (2004) without any further processing. Examples of bag-of-words features are shown in Table 1.

For the second feature set, the VSO triples, we considered the verbs corresponding to the Penn Treebank tags: VB, VBD, VBG, VBN, VBP, and VBZ. In each sentence of the corpus and for each verb, we extracted their subject and object heads from the dependency parser output. These dependencies can have other types of grammatical function. We selected the *subject* and *object* because they typically match core semantic roles. We created the feature symbols by concatenating each verb to its subject and object dependents whenever they exist. Verbs without any subject and object relations were ignored. The feature created from the example sentence is: *plan#Chrysler#investment*.

The third feature set considers the predicates of the corpus and their most frequent arguments. We used the semantic output of the SRL system to identify all the verbs and nouns described in the PropBank and NomBank databases as well as their arguments 0 and 1. We combined them to form four different subsets of semantic features. The first subset simply contains the predicate senses. We created them by suffixing the predicate words with their sense number as for instance *plan.01*. The three other subsets corresponds to combinations of the predicate and one or two of their core arguments, *argument 0* and *argument 1*. As with the VSO triples, we created the feature symbols using a concatenation of the predicate and the arguments. The three different combinations we used are:

1. The predicate and its first argument, argument 0. In the example, *plan.01#Chrysler*
2. The predicate and its second argument, argument 1. In the example, *plan.01#investment*
3. The predicate and its first and second argument, arguments 0 and 1. In the example, *plan.01#Chrysler#investment*

We applied the $\log(tf) \times idf$ weighting scheme to all the feature sets in all the representations. We used the raw frequencies for the *tf* component.

5 Results

5.1 Evaluation Framework

Since the articles in RCV1 can be labeled with multiple categories, we carried out a multilabel classification. This is done by applying a classifier for each category and then merging the results from them. For a classification of a single category i , the results can be represented in a contingency table (Table 2) and from this table, we can calculate the standard measures *Precision* and *Recall*. We summarized the results with the harmonic mean F_1 of *Precision* and *Recall*.

	+ example	- example
+ classified	a_i	b_i
- classified	c_i	d_i

Table 2: The results of a classification represented in a contingency table.

To measure the performance over all the categories, we use microaveraged F_1 and macroaveraged F_1 . Macroaverage is obtained by calculating the F_1 score for each category and then taking the average over all the categories (4), whereas microaverage is calculated by summing all the binary decisions together (2) and calculating F_1 from that (3).

$$\mu Precision = \frac{\sum_{i=1}^n a_i}{\sum_{i=1}^n a_i + b_i} \quad (2)$$

$$\mu Recall = \frac{\sum_{i=1}^n a_i}{\sum_{i=1}^n a_i + c_i}$$

$$\mu F_1 = \frac{2 \times \mu Precision \times \mu Recall}{\mu Precision + \mu Recall} \quad (3)$$

$$maF_1 = \frac{1}{n} \sum_{i=1}^n F_1^i \quad (4)$$

5.2 Results

The six feature sets create 64 possible representations of our data. We assigned a code to the representations using a six-character string where a 1 at the first location indicates that the bag-of-words set is included and so forth as shown in Table 3.

To get an approximation of the performance of the representations, we conducted tests on the training set. We then ran full tests on the topics categories on the representations that showed the highest effectiveness. We measured and optimized for micro and macroaverage F_1 . Table 4 shows the

Feature set	Code
Bag of words	100000
Predicates	010000
VSO triples	001000
Argument 0	000100
Argument 1	000010
Arguments 0 and 1	000001

Table 3: Codes for the features sets. A code for a representation is the result of a bitwise-and between the codes of the included feature sets.

representations we selected from the initial tests and their results with the full test. The representations that include bag-of-words, predicates, and one or more of the argument sets or the VSO set achieved the best performance.

Feature set	Microaverage	Macroaverage
Baseline	81.76	62.31
c110000	81.99	62.09
c111000	82.27	62.57
c110100	82.12	62.16
c110010	82.16	62.77
c110001	81.81	62.24
c111100	82.17	62.44

Table 4: Effectiveness of microaverage and macroaverage F_1 on the most promising representations. Parameters were set to optimize respectively microaverage and macroaverage F_1 . The baseline figure corresponds to the bag of words.

The effectiveness of the individual categories can be seen in Figures 4 and 5. The categories are sorted by training set frequency. The graphs have been smoothed with a local linear regression within a [-200, +200] range.

As scores are close in Figures 4 and 5, we show the relative error reduction in Figures 6 and 7.

We applied the McNemar test to measure the significance of the error reduction. In Table 5, we list how many categories showed a significance under 0.95 out of 103 categories in total.

We also measured the significance by applying a paired t -test on the categories with more than 1000 training documents, where the population consisted of the F_1 scores. The tests showed p -values lower than 0.02 on all representations for both micro and macroaverage optimized F_1 scores.

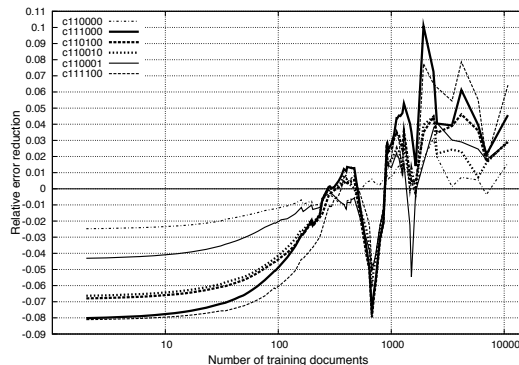


Figure 6: The relative error reduction per category for microaverage optimized classifications.

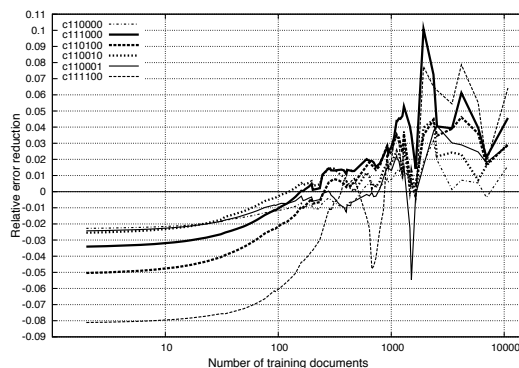


Figure 7: The relative error reduction per category for macroaverage optimized classifications.

Feature set	Microaverage	Macroaverage
c110000	27	23
c111000	23	20
c110100	23	21
c110010	26	25
c110001	25	25
c111100	25	22

Table 5: Number of categories that had an significance under 0.95 when parameters were set to optimize microaverage and macroaverage F_1 .

5.3 Conclusion

We have demonstrated that complex semantic features can be used to achieve significant improvements in text classification over a baseline bag-of-words representation. The three extensions we proposed: word-sense disambiguation, SVO

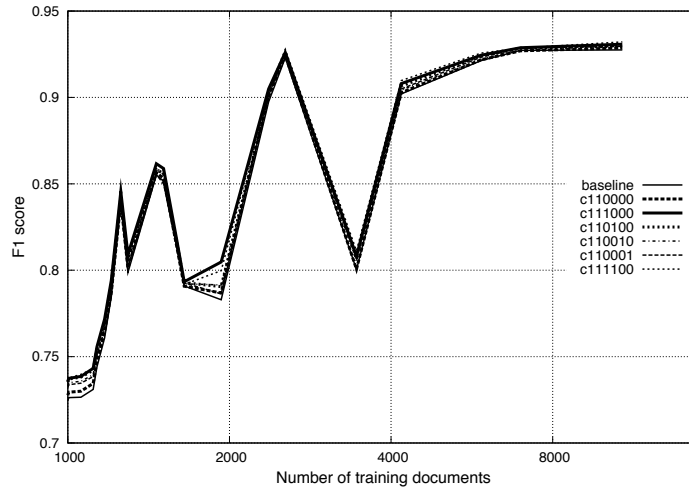


Figure 4: F_1 effectiveness per category on microaverage optimized classifications where there exists more than 1000 training documents.

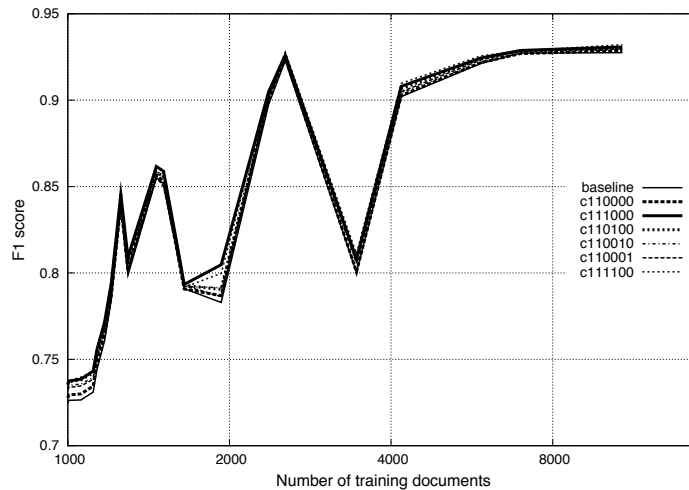


Figure 5: F_1 effectiveness per category on macroaverage optimized classifications where there exists more than 1000 training documents.

triples, and predicate–argument structures, either taken individually or in combination, result in statistically significant improvements of the microaverage F_1 . The best results on average are produced by extending the vector space model with dimensions representing disambiguated verb predicates and SVO triples. For classes having more than 2500 training documents, the addition of argument 0 yields the best results.

All results show an improvement over the top

microaveraged F_1 result of 81.6 in Lewis et al. (2004) which corresponds to the baseline in our experiment.

Contrary to previous studies (Mansuy and Hildermand, 2006), the sense disambiguation step shows improved figures over the baseline. The possible explanation may be that:

- The PropBank/NomBank databases have simpler sense inventories than WordNet, for example *plan* has four senses in WordNet

and only one in PropBank; *investment* has six senses in WordNet, one in NomBank.

- The Penn Treebank corpus on which the semantic parser is trained is larger than SemCor, the corpus that is commonly used to train word-sense disambiguation systems. This means that the classifier we used is possibly more accurate.

We designed our experiments with English text for which high-performance semantic parsers are available. The results we obtained show that using SVO triples is also an efficient way to approximate predicate–argument structures. This may be good news for other languages where semantic parsers have not yet been developed and that only have dependency parsers. We plan to carry out similar experiments with SVO triples in other languages of the Reuters corpus and see whether they improve the categorization accuracy.

Moreover, we believe that our approach can be improved by introducing yet more abstraction. For instance, frame semantics from FrameNet (Ruppenhofer et al., 2006) could possibly be used to generalize across predicates as with *buy/acquisition*. Similarly, structured dictionaries such as WordNet or ontologies such as Cyc could allow generalization across arguments.

References

- Tim Berners-Lee, James Hendler, and Ora Lassila. 2001. The semantic web. *Scientific American*, pages 29–37, May.
- Michael Collins. 2002. Discriminative training methods for hidden Markov models: Theory and experiments with perceptron algorithms. In *Proceedings of the 2002 EMNLP Conference*, pages 1–8.
- Charles J. Fillmore. 1968. The case for case. In *Universals in Linguistic Theory*, pages 1–88. Holt, Rinehart, and Winston.
- Johannes Fürnkranz, Tom Mitchell, and Ellen Riloff. 1998. A case study in using linguistic phrases for text categorization on the WWW. In *Learning for Text Categorization: Papers from the 1998 AAAI/ICML Workshop*, pages 5–13.
- Daniel Gildea and Daniel Jurafsky. 2002. Automatic labeling of semantic roles. *Computational Linguistics*, 28(3).
- Graeme Hirst. 1983. A foundation for semantic interpretation. In *Proceedings of the 21st Annual Meeting of the ACL*, pages 64–73.
- Thorsten Joachims. 1999. Making large-scale SVM learning practical. In *Advances in Kernel Methods. Support Vector Learning*. MIT Press.
- Thorsten Joachims. 2002. *Learning to Classify Text Using Support Vector Machines*. Kluwer Academic Publishers.
- Richard Johansson and Pierre Nugues. 2008. Dependency-based syntactic–semantic analysis with PropBank and NomBank. In *Proceedings of The Twelfth Conference on Natural Language Learning (CoNLL-2008)*.
- David D. Lewis, Yiming Yang, Tony G. Rose, and Fan Li. 2004. RCV1: A new benchmark collection for text categorization research. *Journal of Machine Learning Research*, 5.
- Dekang Lin. 1998. Automatic retrieval and clustering of similar words. In *Proceedings of the 36th Annual Meeting of the ACL and 17th International Conference on Computational Linguistics*, pages 768–774.
- Trevor Mansuy and Robert J. Hilderman. 2006. A characterization of WordNet features in Boolean models for text classification. In *Proceedings of the Fifth Australasian Data Mining Conference (AusDM2006)*, pages 103–109.
- Adam Meyers, Ruth Reeves, Catherine Macleod, Rachel Szekeley, Veronika Zielinska, Brian Young, and Ralph Grishman. 2004. The NomBank project: An interim report. In *HLT-NAACL 2004 Workshop: Frontiers in Corpus Annotation*, pages 24–31.
- Alessandro Moschitti and Roberto Basili. 2004. Complex linguistic features for text classification: a comprehensive study. In *Proceedings of ECIR-04, 26th European Conference on Information Retrieval*.
- Sebastian Padó and Mirella Lapata. 2007. Dependency-based construction of semantic space models. *Computational Linguistics*, 33(2).
- Martha Palmer, Daniel Gildea, and Paul Kingsbury. 2005. The Proposition Bank: an annotated corpus of semantic roles. *Computational Linguistics*, 31(1).
- Josef Ruppenhofer, Michael Ellsworth, Miriam R. L. Petruck, Christopher R. Johnson, and Jan Schefczyk. 2006. Framenet II: Theory and practice. <http://framenet.icsi.berkeley.edu/book/book.html>.
- Gerard Salton and Chris Buckley. 1987. Term weighting approaches in automatic text retrieval. Technical Report TR87-881, Department of Computer Science, Cornell University.
- Gerard Salton, A. Wong, and C. S. Yang. 1974. A vector space model for automatic indexing. Technical Report TR74-218, Department of Computer Science, Cornell University.
- Mihai Surdeanu, Richard Johansson, Adam Meyers, Lluís Màrquez, and Joakim Nivre. 2008. The CoNLL–2008 shared task on joint parsing of syntactic and semantic dependencies. In *Proceedings of The Twelfth Conference on Natural Language Learning (CoNLL-2008)*.
- Yiming Yang. 2001. A study on thresholding strategies for text categorization. In *Proceedings of the 24th annual international ACM SIGIR conference*, pages 137–145.