

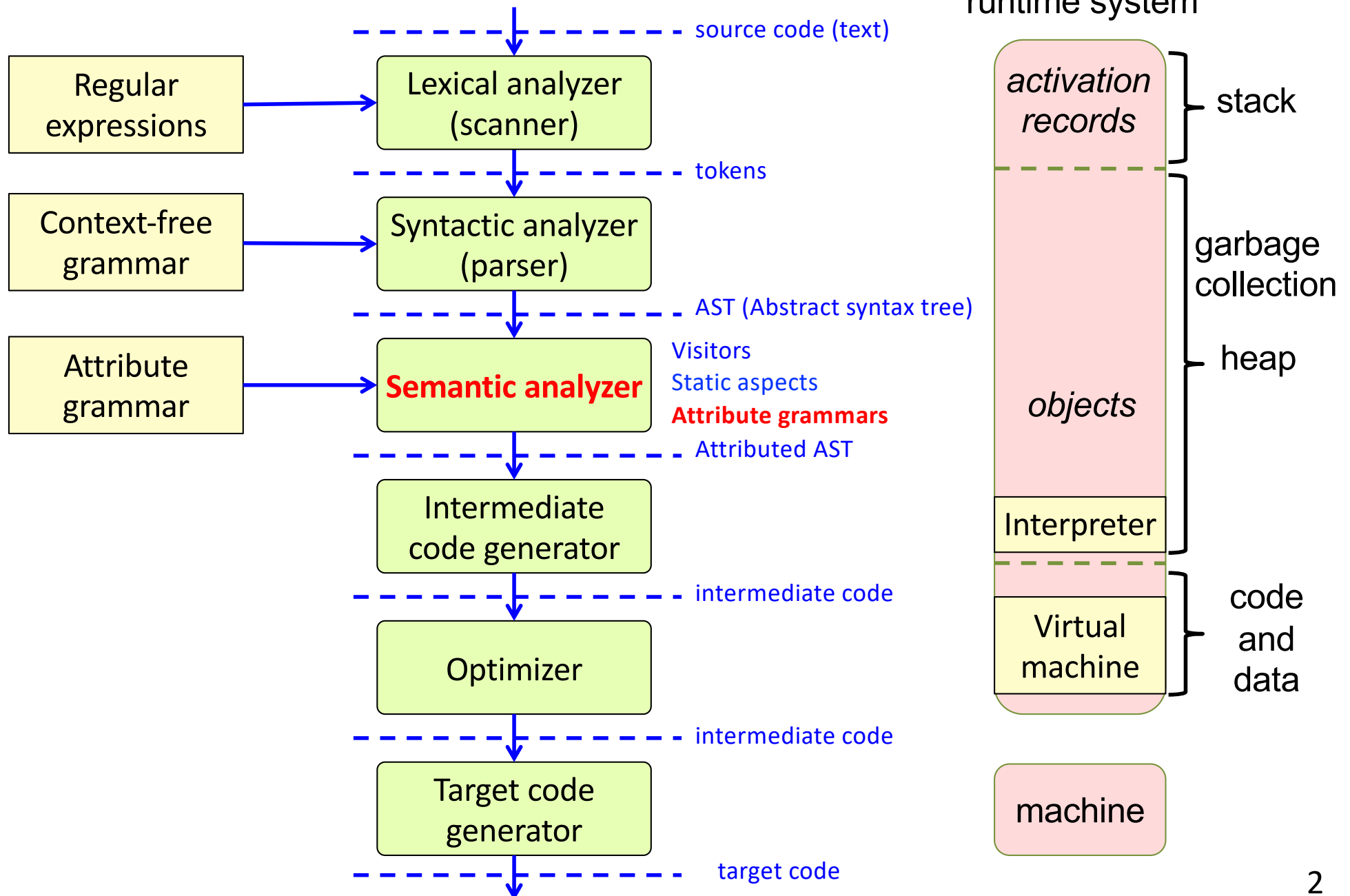
EDAN65: Compilers, Lecture 09

More on Attribute Grammars

Görel Hedin

Revised: 2020-09-27

This lecture



Attribute mechanisms

Synthesized – the equation is in the same node as the attribute

Inherited – the equation is in an ancestor

Broadcasting – the equation holds for a complete subtree

Reference – the attribute can be a reference to an AST node.

Parameterized – the attribute can have parameters

NTA – the attribute is a "nonterminal" (a fresh node or subtree)

Collection * – the attribute is defined by a set of contributions, instead of by an equation.

Circular * – the attribute may depend on itself (solved using fixed-point iteration)

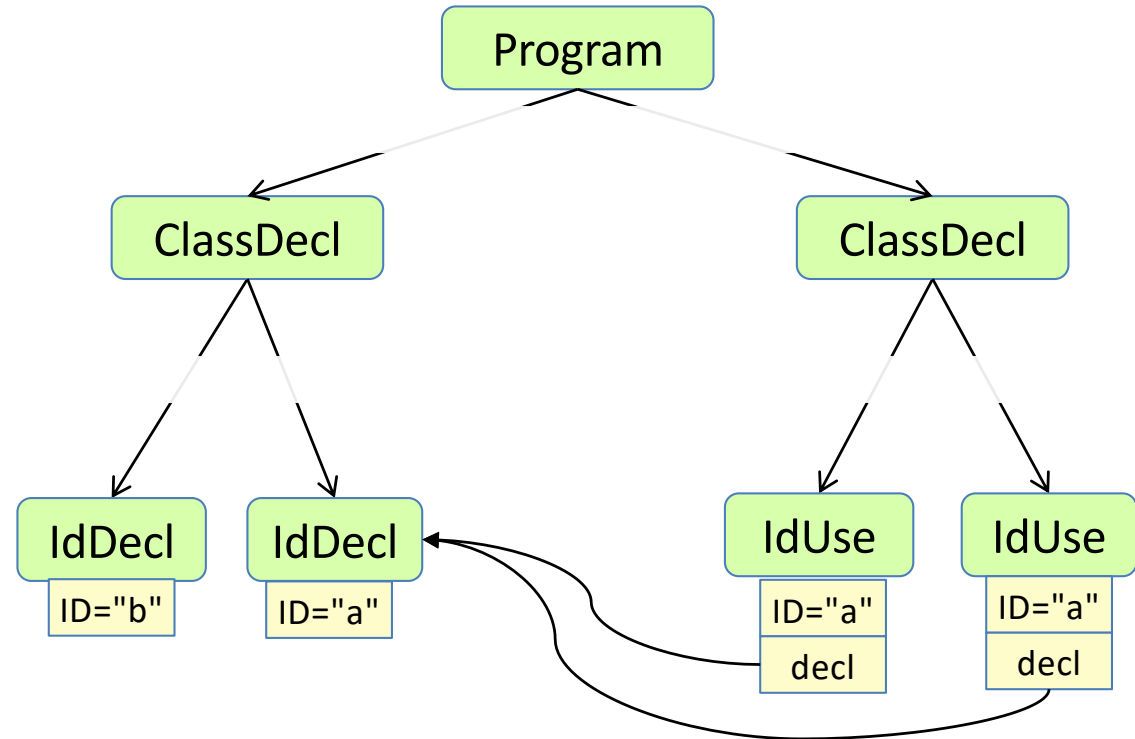
*** Treated in this lecture**

More examples of collection attributes

Example: uses of declaration

reversing references

```
...  
IdDecl ::= <ID:String>;  
IdUse  ::= <ID:String>;
```

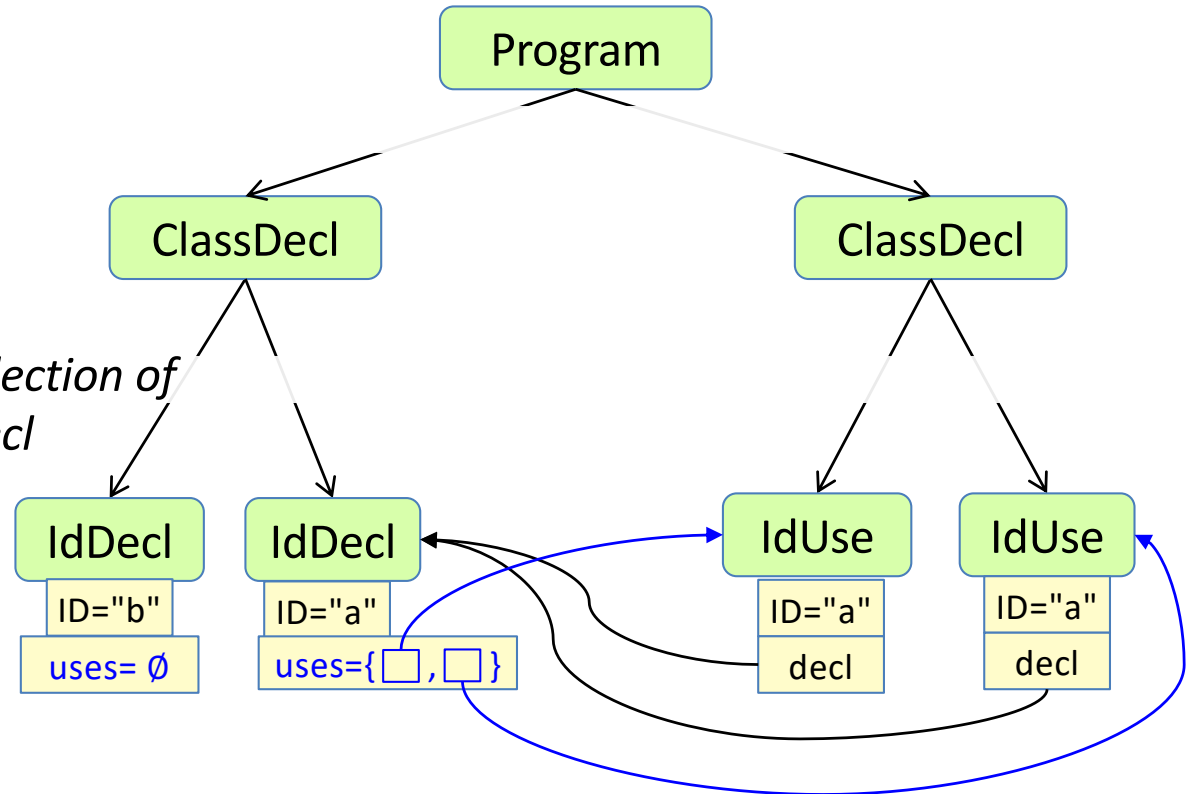


Example: uses of declaration

reversing references

```
...  
IdDecl ::= <ID>;  
IdUse  ::= <ID>;
```

A "uses" attribute contains the collection of IdUses referring to the IdDecl



```
coll Set<IdUse> IdDecl.uses() [new HashSet<IdUse>()] with add;
```

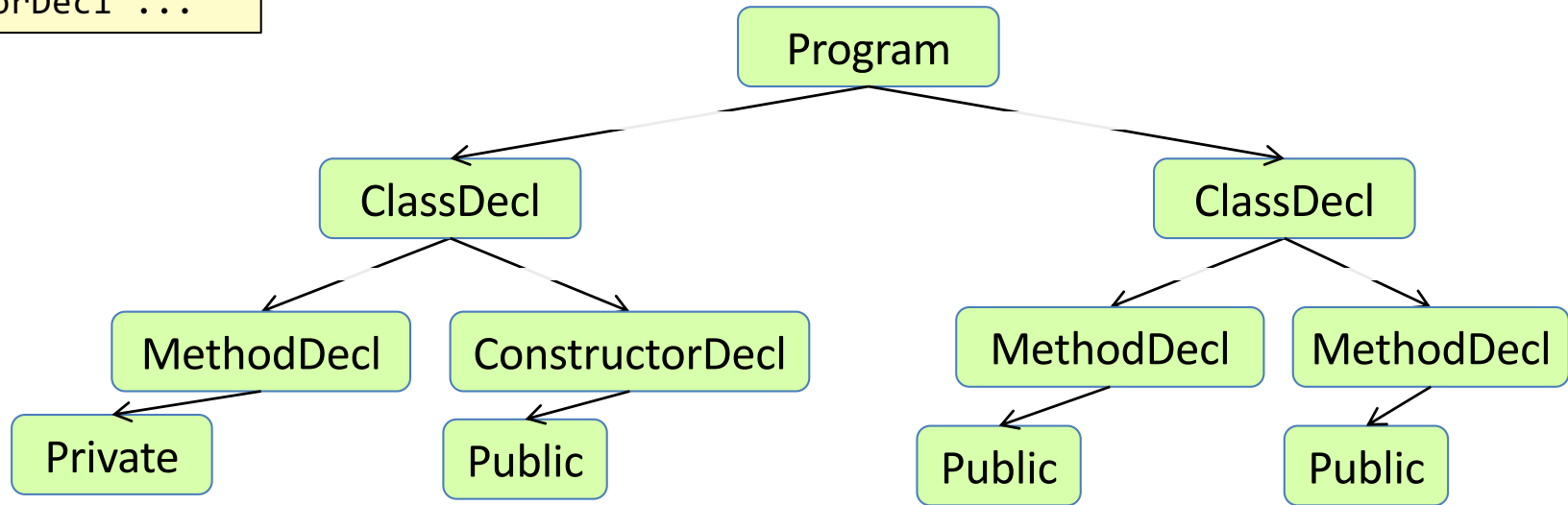
```
IdUse contributes this  
to IdDecl.uses()  
for decl();
```

JastAdd Java grammar

```
ClassDecl ...  
MethodDecl ...  
ConstructorDecl ...
```

Example: NPM metric

conditional count



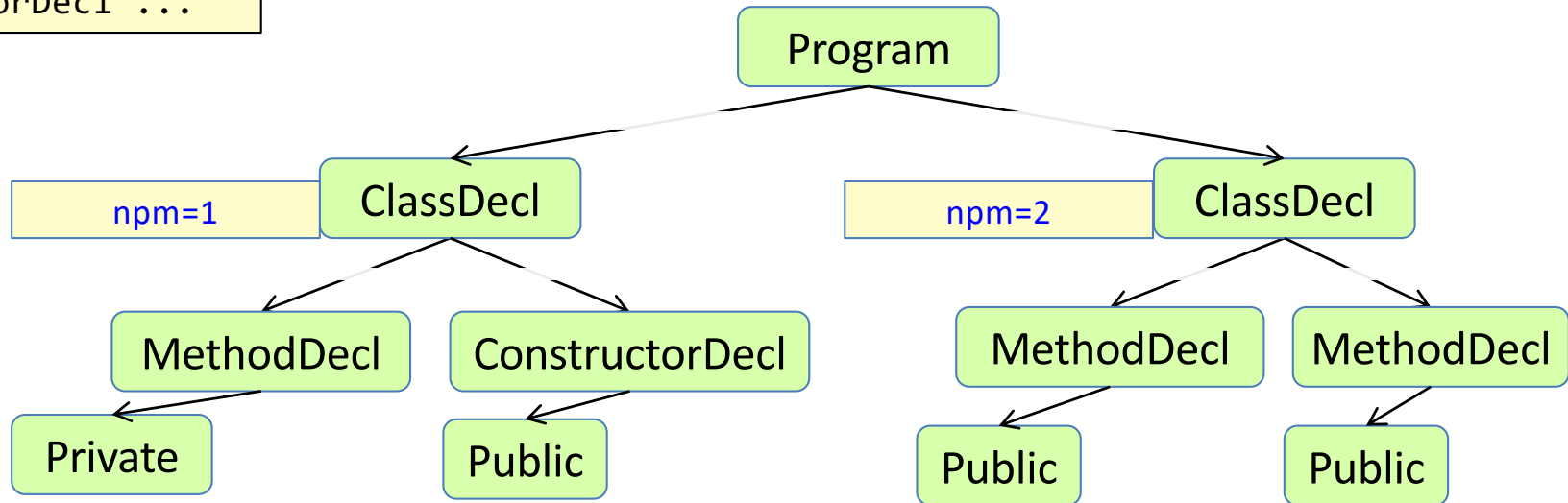
NPM – Number of Public Methods and constructors in a class

JastAdd Java grammar

```
ClassDecl ...  
MethodDecl ...  
ConstructorDecl ...
```

Example: NPM metric

conditional count



NPM – Number of Public Methods and constructors in a class

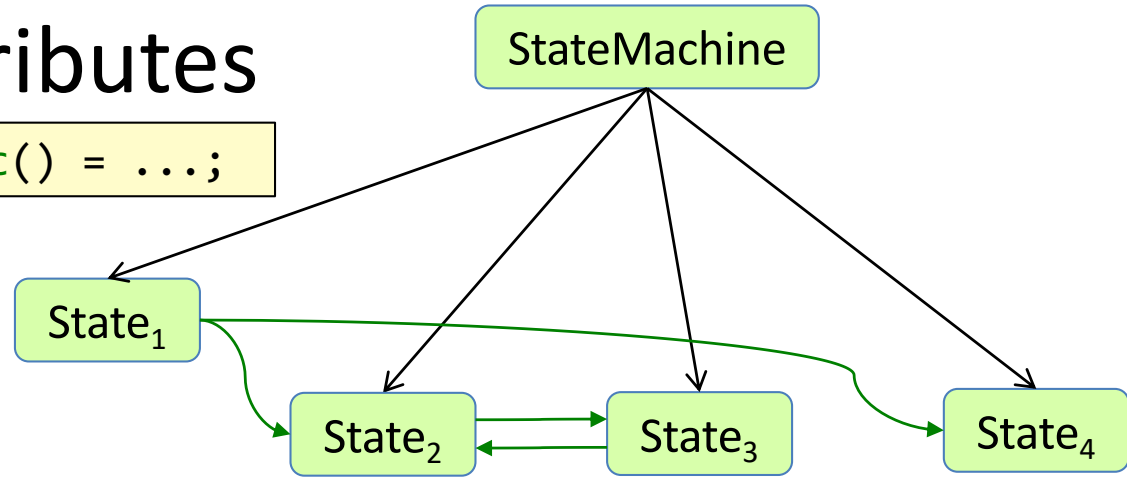
```
coll Counter ClassDecl.npm () [new Counter()] with add;  
  
MethodDecl contributes 1 when isPublic() to ClassDecl.npm() for hostType();  
ConstructorDecl contributes 1 when isPublic() to ClassDecl.npm() for hostType();
```


Circular attributes

Circular attributes

```
syn Set<State> State.succ() = ...;
```

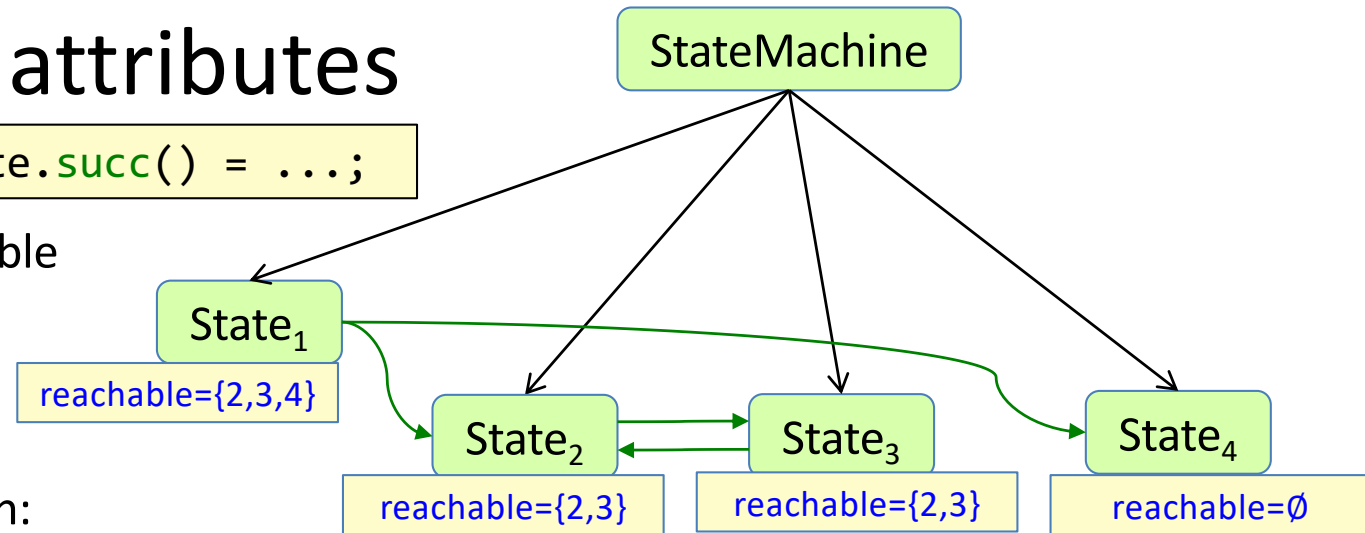
What states are reachable from state k?



Circular attributes

```
syn Set<State> State.succ() = ...;
```

What states are reachable from state k?



Mathematical definition:

$$reachable_k = succ_k \cup \bigcup_{s_j \in succ_k} reachable_j$$

Implementation using a circular attribute

```
syn Set<State> State.reachable() circular [new HashSet<State>()] {  
    HashSet<State> result = new HashSet<State>();  
    result.addAll(succ());  
    for (State s : succ())  
        result.addAll(s.reachable());  
    return result;  
}
```

A circular attribute may depend (**transitively**) on itself.

Circular attributes - termination

Does this computation terminate?

Implementation using a circular attribute

```
syn Set<State> State.reachable() circular [new HashSet<State>()] {  
    HashSet<State> result = new HashSet<State>();  
    result.addAll(succ());  
    for (State s : succ())  
        result.addAll(s.reachable());  
    return result;  
}
```

A circular attribute may depend (**transitively**) on itself.

Circular attributes - termination

Does this computation terminate?

Yes!

The values (sets of states) can be arranged in a lattice.

The lattice is of finite height (the number of states is finite).

The equations are monotonic: they use set union.

Warning! JastAdd does not check this property. If you use non-monotonic equations or values that can grow unbounded, you might get nontermination.

Implementation using a circular attribute

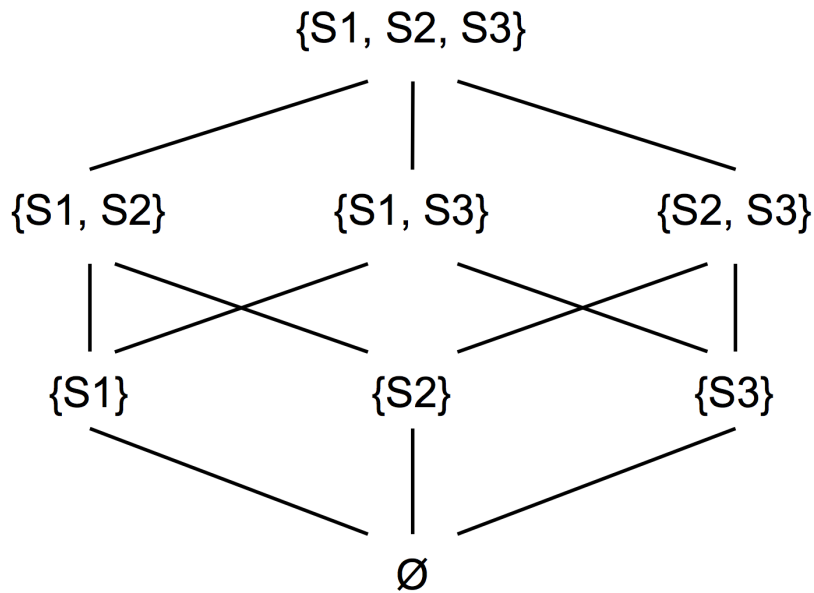
```
syn Set<State> State.reachable() circular [new HashSet<State>()] {  
    HashSet<State> result = new HashSet<State>();  
    result.addAll(succ());  
    for (State s : succ())  
        result.addAll(s.reachable());  
    return result;  
}
```

A circular attribute may depend (**transitively**) on itself.

Useful lattice types

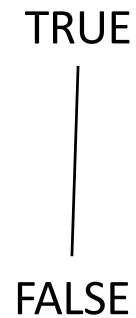
Set lattice

Start with the empty set.
Use the UNION operator.
Make sure there is a finite set
of possible values in a set.

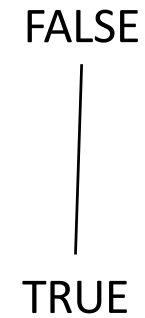


Boolean lattices

The lattice is of finite height:
only two possible elements



Start with FALSE
Use the OR operator



Start with TRUE
Use the AND operator

Circular attributes – beware of externally visible side effects!

It is ok to use local side effects:

```
syn Set<State> State.reachable() circular [new HashSet<State>()] {  
    HashSet<State> result = new HashSet<State>();  
    for (State s : succ()) {  
        result.add(s);  
        result.addAll(s.reachable());  
    }  
    return result;  
}
```

Only the local object is changed. There are no **externally visible** side effects. This is fine!

Circular attributes – beware of externally visible side effects!

It is ok to use local side effects:

```
syn Set<State> State.reachable() circular [new HashSet<State>()] {  
    HashSet<State> result = new HashSet<State>();  
    for (State s : succ()) {  
        result.add(s);  
        result.addAll(s.reachable());  
    }  
    return result;  
}
```

Only the local object is changed. There are no **externally visible** side effects. This is fine!

Warning! If you by mistake change the value of an attribute, e.g.

```
... s.reachable().add(...) ...
```

JastAdd does not detect this error, and inconsistent attribution may result.

There are many fixed-point problems in compilers
and program analysis tools

There are many fixed-point problems in compilers and program analysis tools

- Cyclic class hierarchy: find out if a class inherits from itself
- Definite assignment: find out if every variable is guaranteed to have been assigned a value before it is used.
- Call graph analysis: for example, find methods that are never called (dead code)
- Data flow analysis: for example, find variables that are never used (dead code)
- Nullable, FIRST, and FOLLOW (if your "compiler" is actually a parser generator)
- ...

Program analysis

compute program properties

to find compile-time errors

to generate code

to optimize code

to find probable bugs

to support interactive tooling

to measure quality

...

Program analysis

compute program properties

to find compile-time errors

to generate code

to optimize code

to find probable bugs

to support interactive tooling

to measure quality

...

Static

on the source code
or on compiled code

the analysis holds for all possible
program runs

many extend basic analyses like
name and type analysis

Dynamic

on a running program

analysis of one particular run

Example static analyses

name-analysis.jrag

type-analysis.jrag

Example static analyses

name-analysis.jrag

type-analysis.jrag

control-flow.jrag

What are the possible successors of a given statement?
Are there statements that are unreachable in a method?

data-flow.jrag

What statements affect the value of a variable at a given point?
Are there statements that are unnecessary in the method?

call-graph.jrag

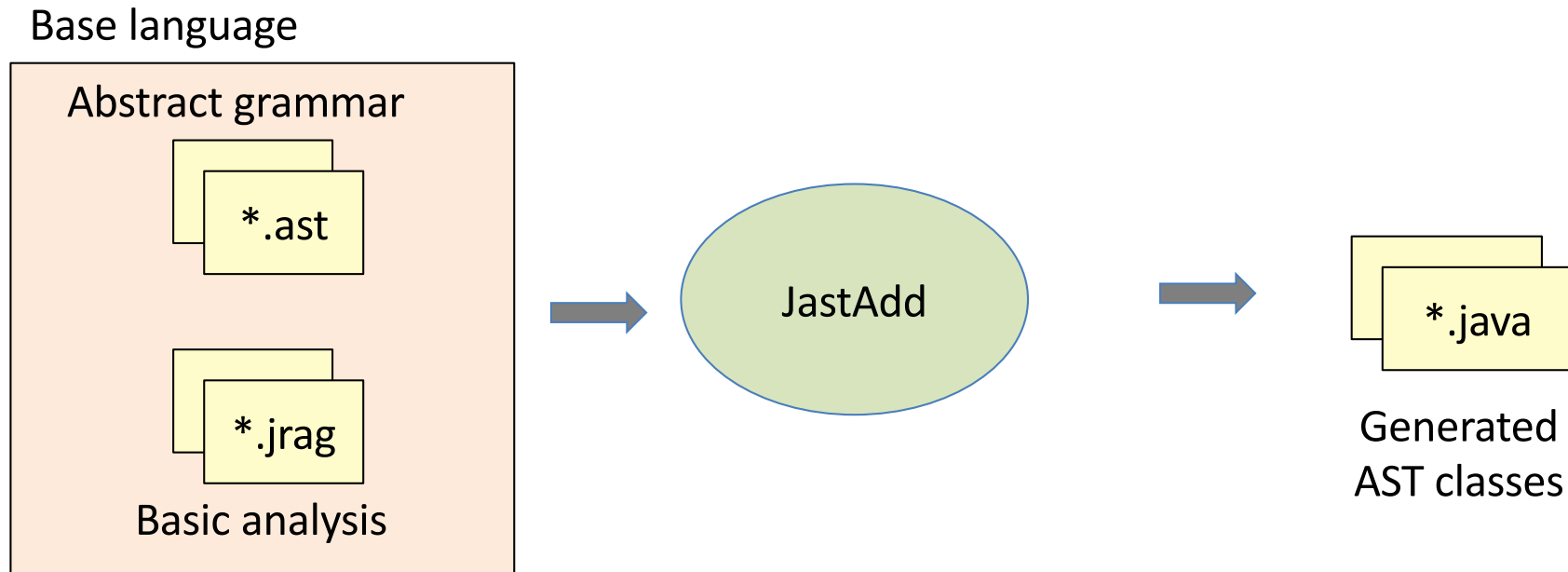
What methods are called by a given method?
Are there methods that are never called?

metrics.jrag

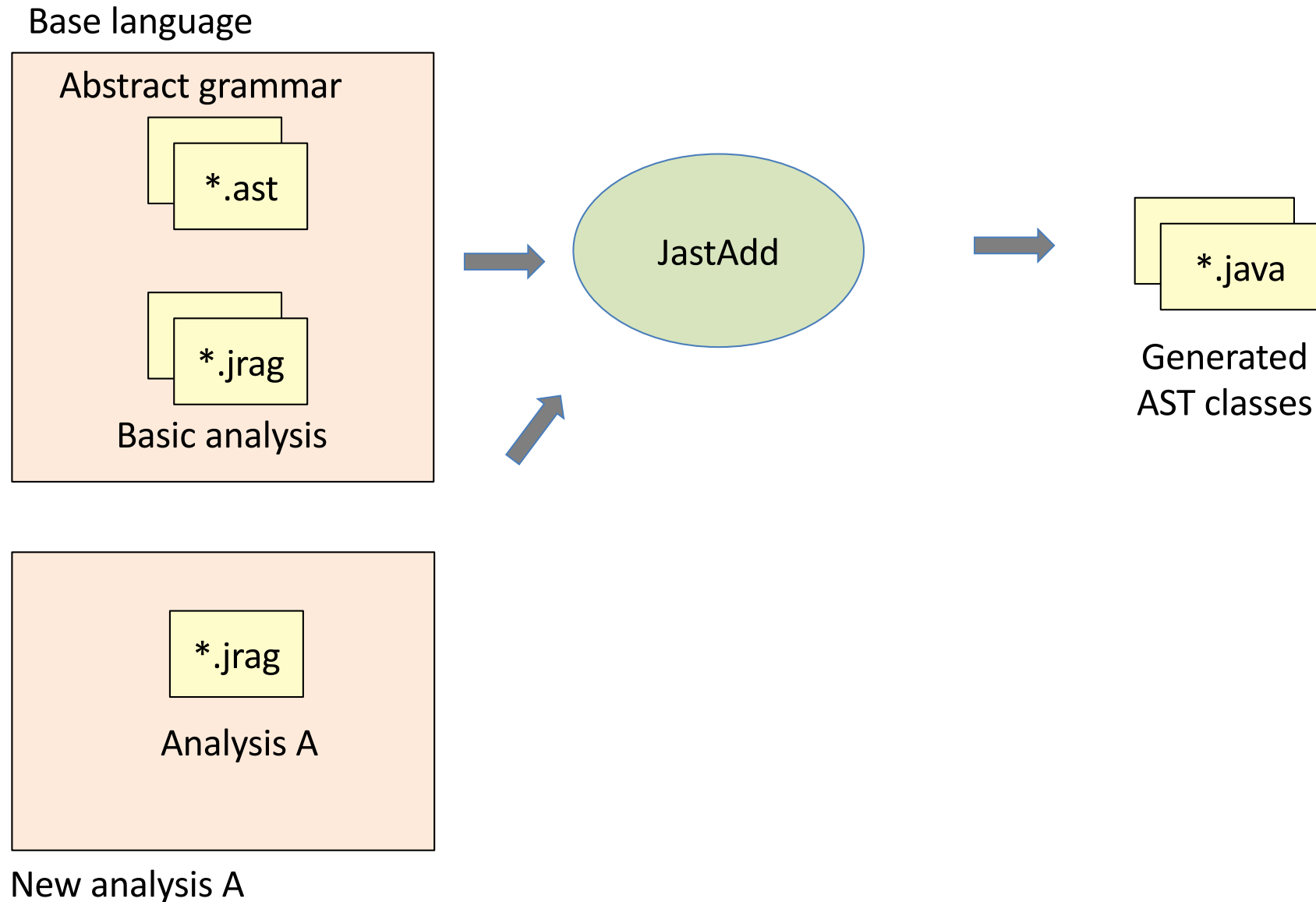
Compute some useful metrics of a method,
class or program.

....jrag

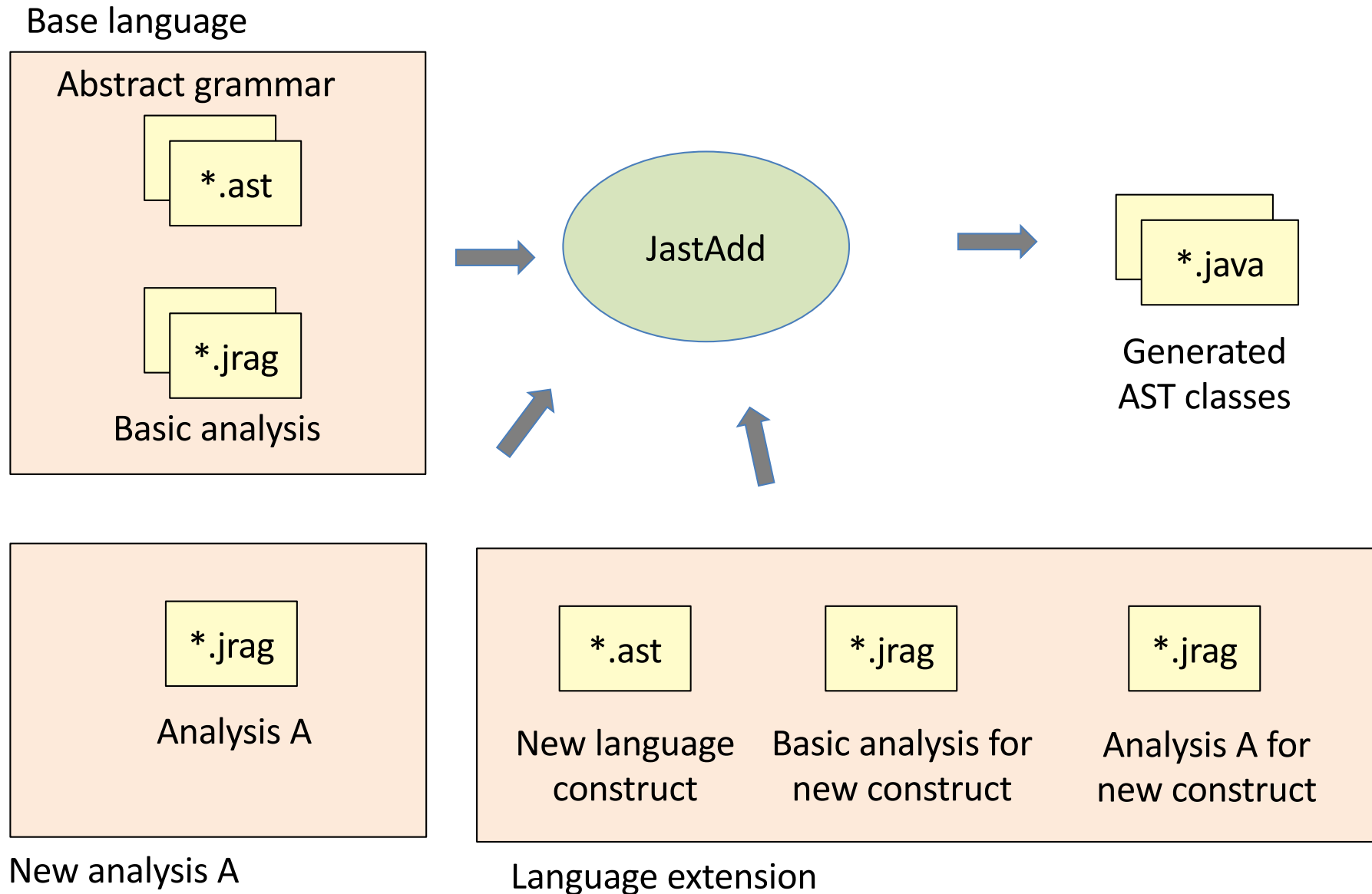
Modular extension in JastAdd



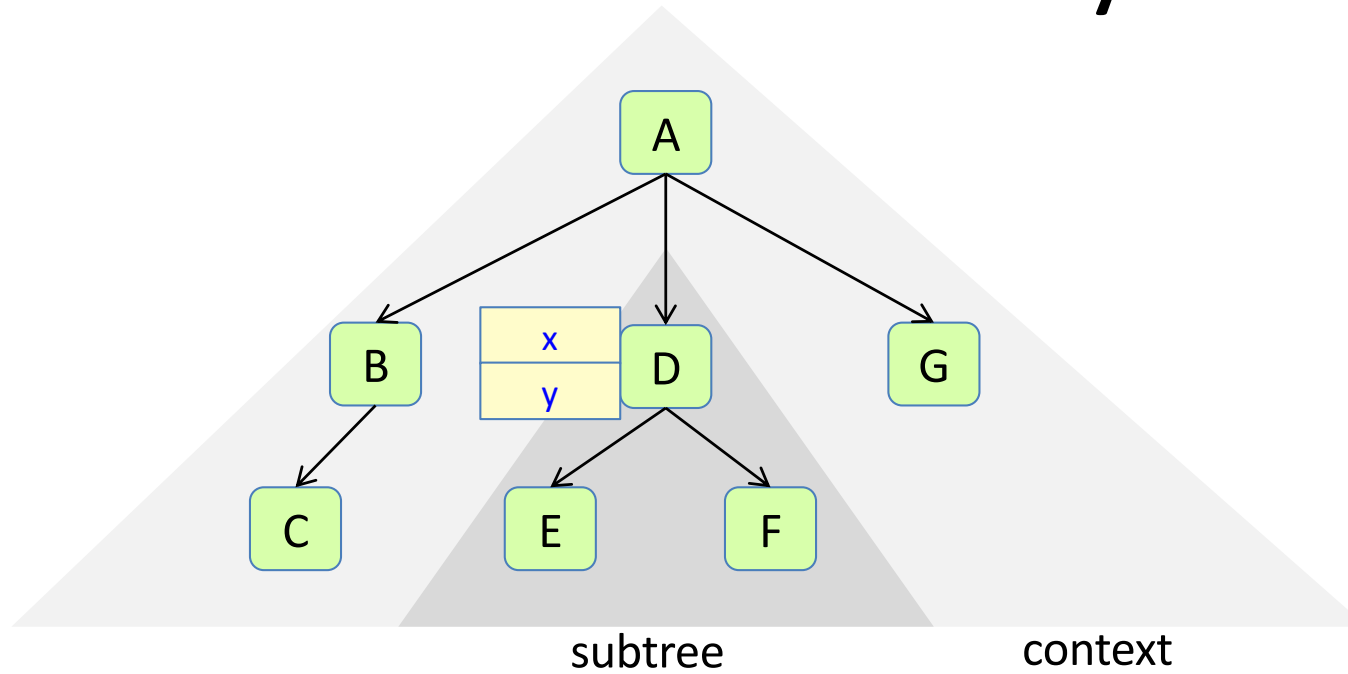
Modular extension in JastAdd



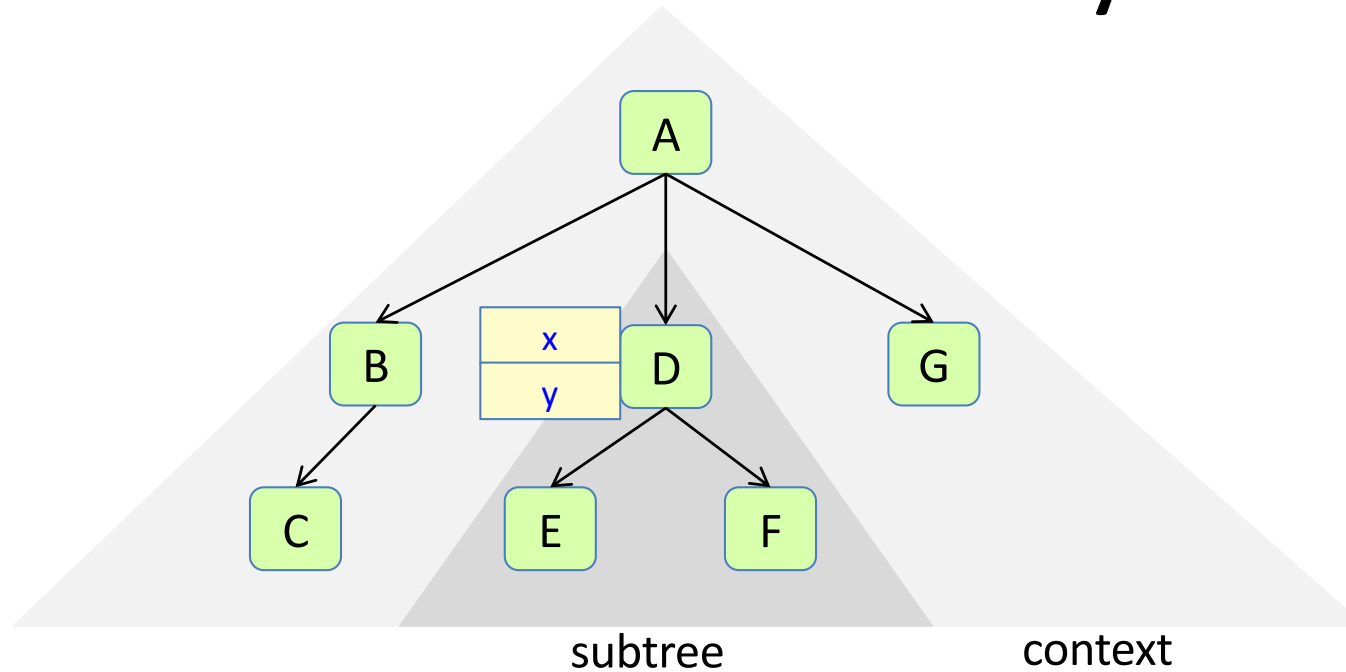
Modular extension in JastAdd



Think declaratively!



Think declaratively!

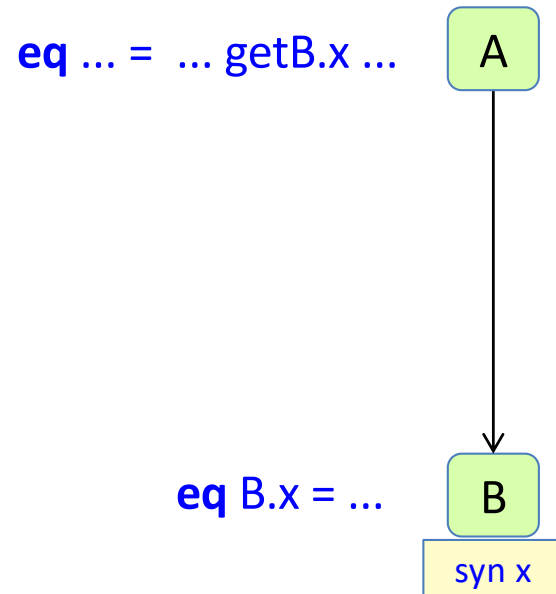


- What is the property you would like to compute? Declare as an attribute.
- What other properties would allow you to easily define its value? Declare as more attributes.
- Make an attribute *synthesized* if it depends on information in the subtree of the node.
- Make an attribute *inherited* if it *only* depends on the context (nodes outside the subtree).
- Don't think about the order of computation.

Review of JastAdd mechanisms

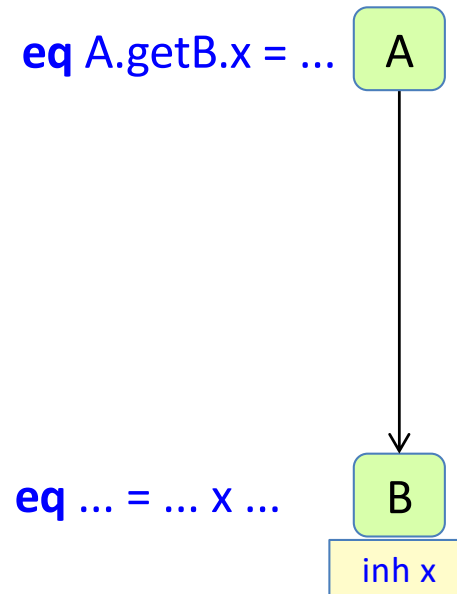
Synthesized
Inherited
Broadcasting
Reference
Parameterized
NTA
Collection
Circular

Synthesized attribute



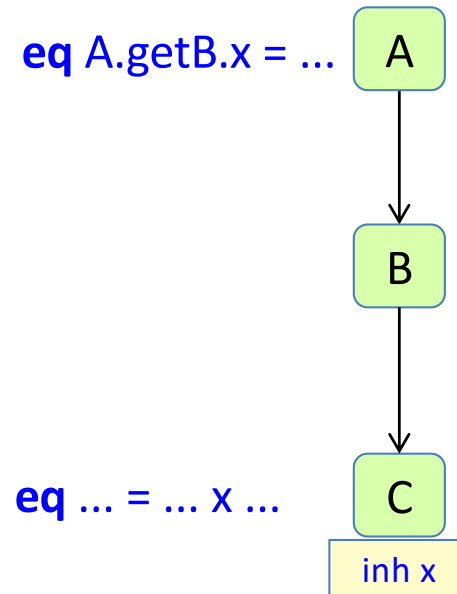
Define in the node itself. Use in parent.

Inherited attribute attribute



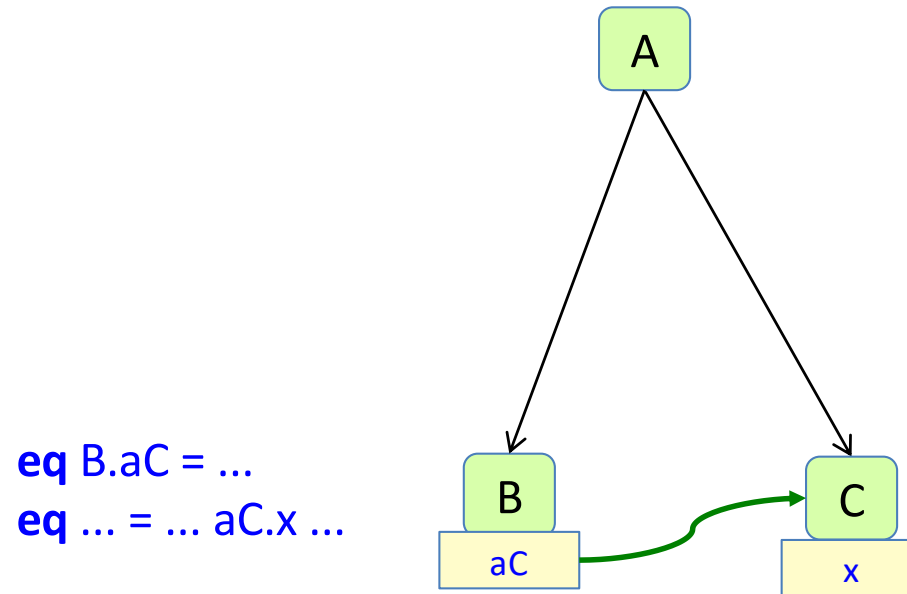
Use in the node itself. Define in a parent.

Broadcasting



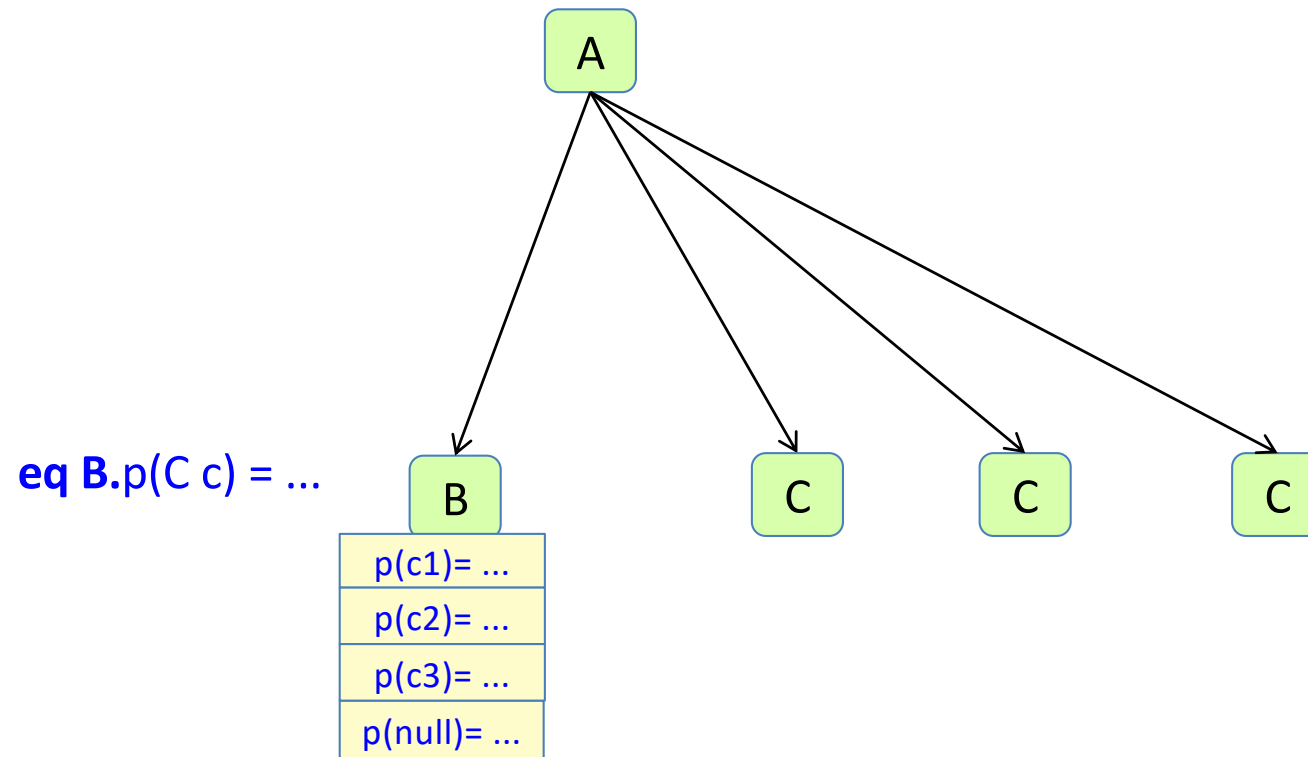
The definition does not have to be in the immediate parent.

Reference attributes



An attribute can be a reference to another node.
Attributes of that node can be accessed.

Parameterized attributes

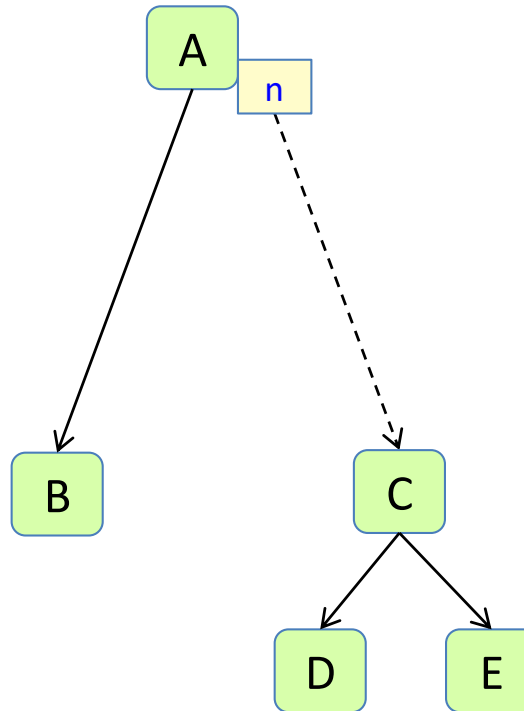


An attribute can have parameters.

There is one attribute instance for each possible parameter combination.

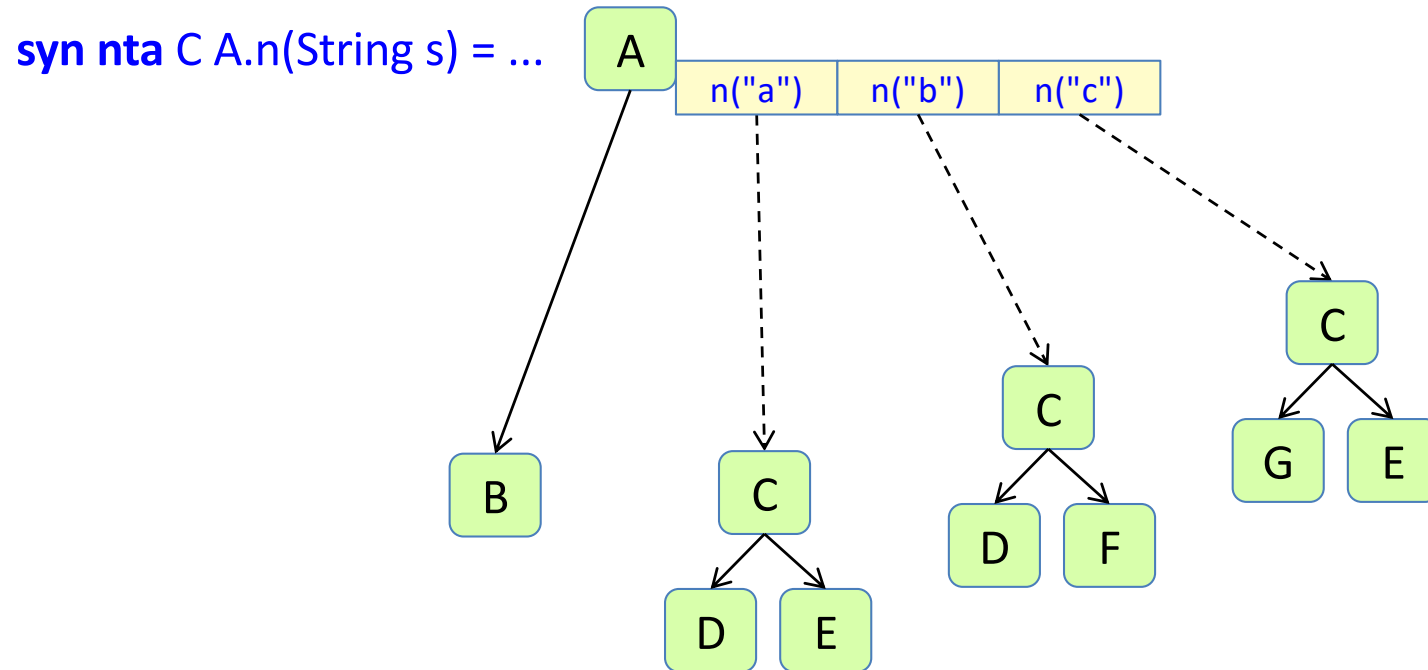
Nonterminal attributes (NTAs)

syn nta C A.n = ...



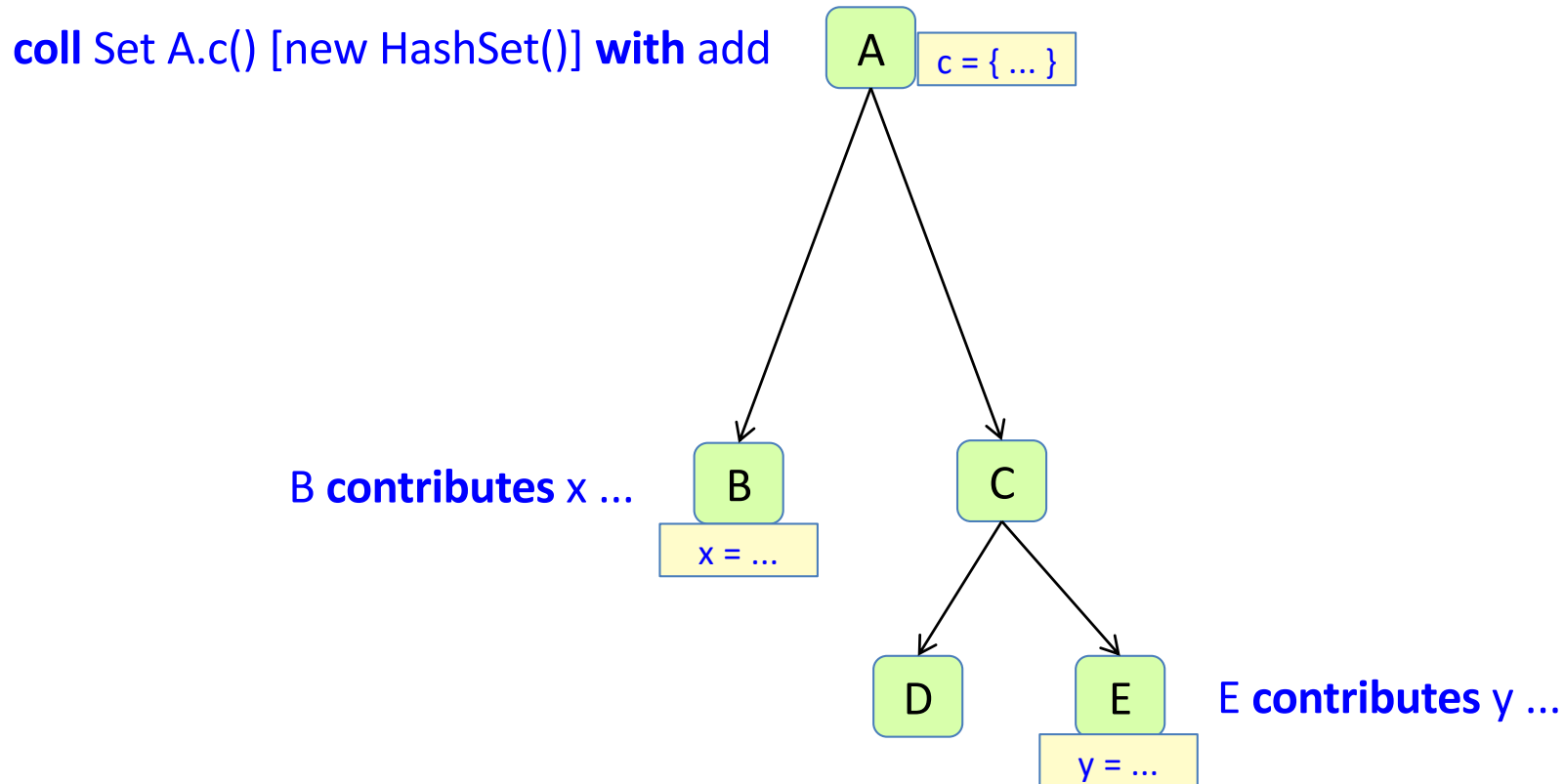
An attribute can be a new fresh subtree.

Parameterized nonterminal attribute



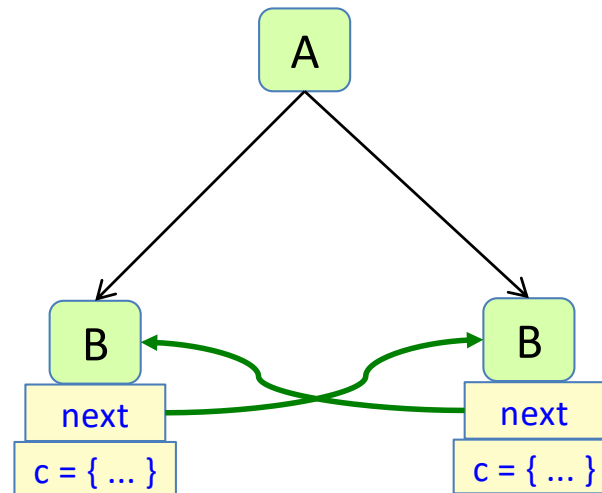
An NTA can be parameterized.

Collection attributes



A collection is a combination of contributions.

Circular attributes



```
syn Set B.c() circular [new HashSet()] = ... next().c() ...;
```

A circular attribute depends (transitively) on itself.
The evaluation algorithm uses fixed point iteration.

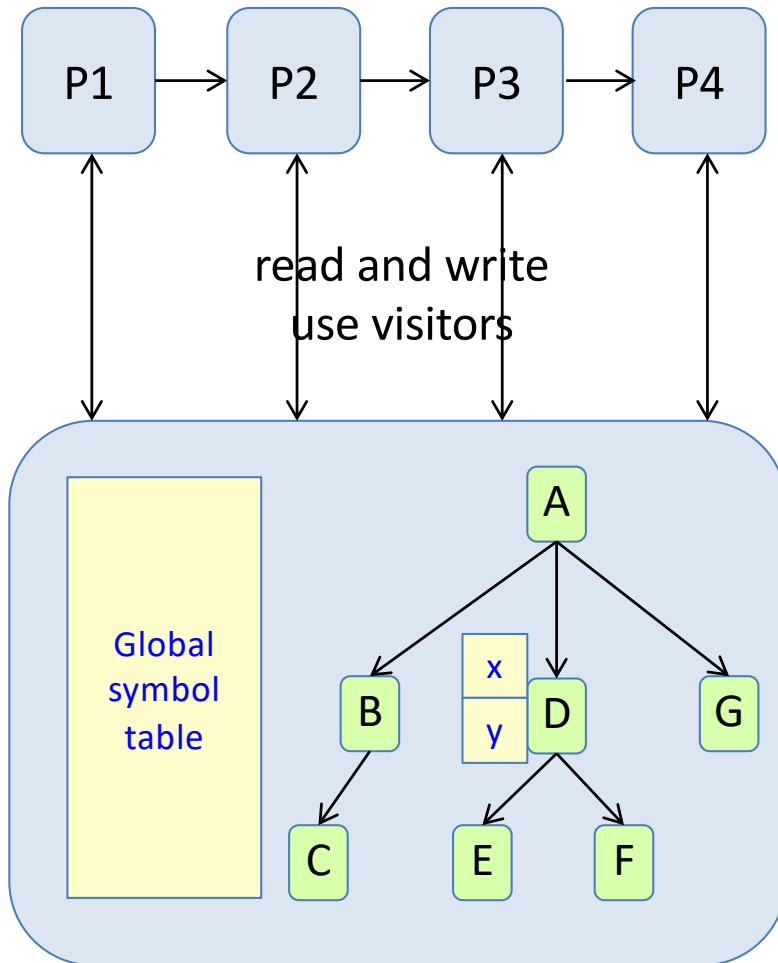
Attribute grammar systems

System	Developed at	Characteristics	Example applications
JastAdd	Lund University, Sweden http://jastadd.org	Generates Java	<ul style="list-style-type: none"> • Java compiler <i>ExtendJ</i> (Lund U) • Modelica compiler <i>JModelica.org</i> (Modelon AB) • AspectJ compiler <i>abc</i>, built as extension to <i>ExtendJ</i> (U. of Oxford, McGill U.) • Java bytecode analysis framework <i>Soot</i>, uses <i>ExtendJ</i> as its frontend (McGill U., Paderborn U.)
Silver	University of Minnesota, USA http://melt.cs.umn.edu/silver/	Generative system	<ul style="list-style-type: none"> • Java compiler (<i>ableJ</i>, U. of Minnesota) • C compiler (<i>ableC</i>, U. of Minnesota) • Promela compiler (U. of Minnesota)
Kiama	Macquarie University, Australia https://bitbucket.org/inkytonik/kiama	Scala library	
JavaRAG	Lund University, Sweden https://bitbucket.org/javarag/javarag/	Java library	
RACR	Technical University of Dresden, Germany https://github.com/christoff-buerger/racr	Scheme library	
uuagc	University of Utrecht, The Netherlands https://hackage.haskell.org/package/uuagc	Generates Haskell	

Compiler structure

Traditional pass-oriented

Passes compute data in explicit order

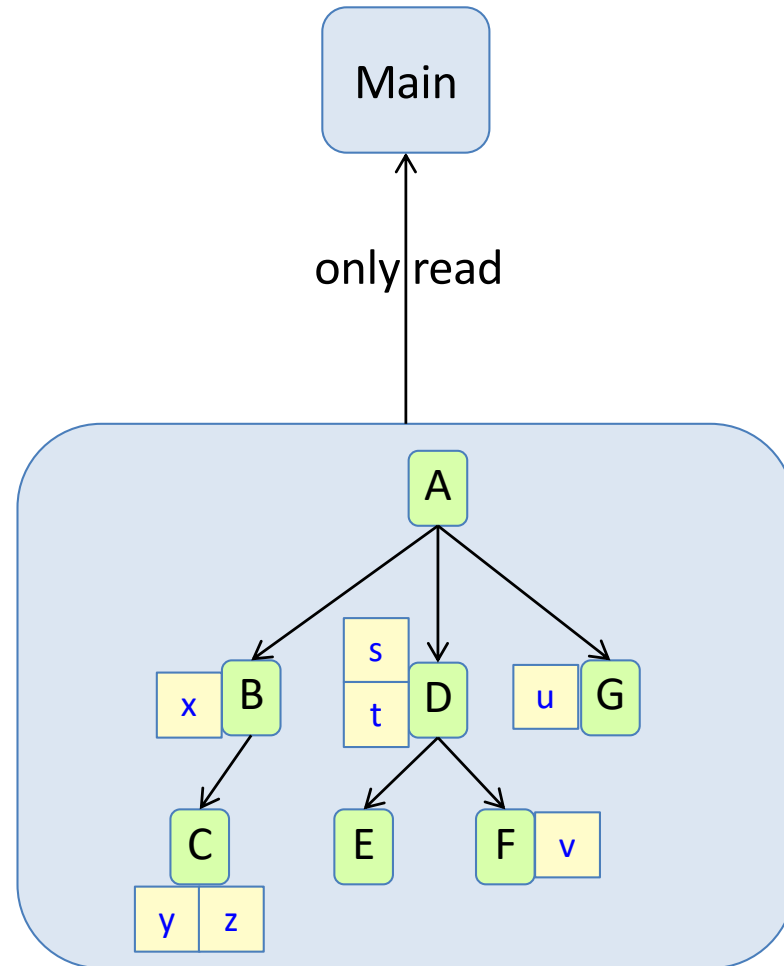


Example: OpenJDK Java compiler (javac).

<http://openjdk.java.net/groups/compiler/doc/compilation-overview/>

Attribute grammar

Attribute evaluation order is implicit.



Example: ExtendJ Java compiler

<http://extendj.org>

The Interpreter design pattern

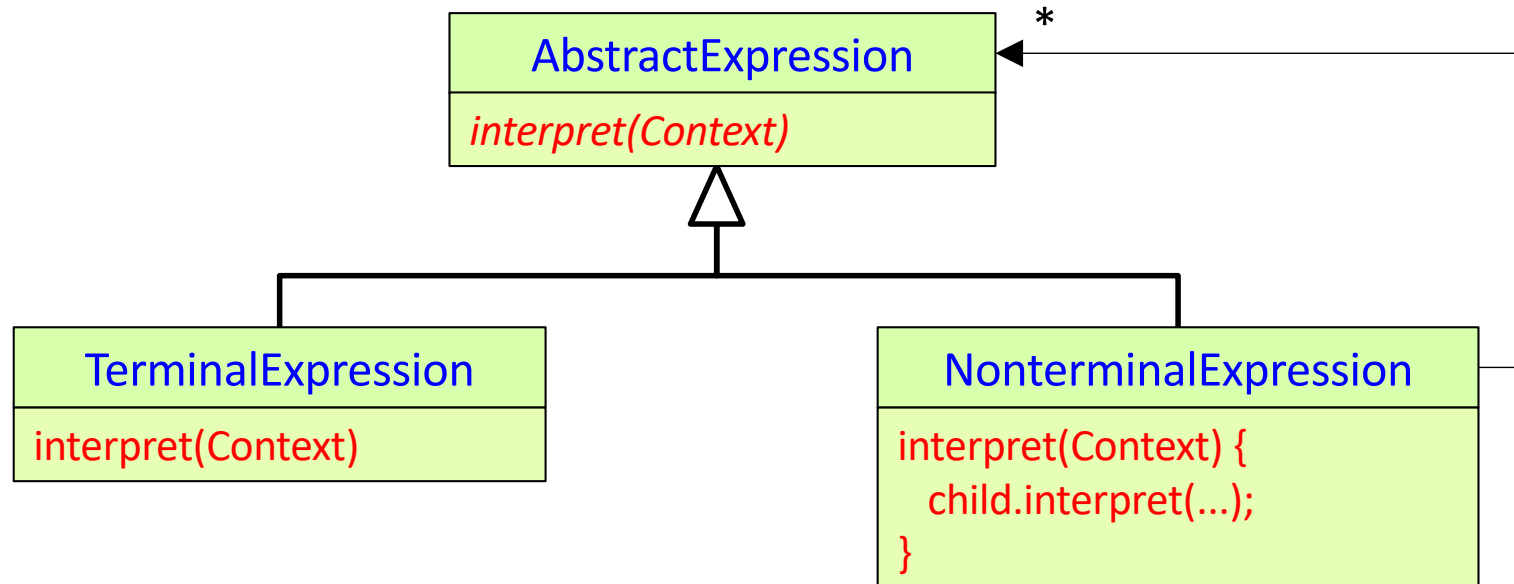
The interpreter design pattern

Commonly used for many computations in a compiler.

Here explained using Ordinary OO. Modularize using AOP or Visitors.

Intent: *Given a language, define a representation for its grammar along with an interpreter that uses the representation to interpret sentences in the language.*

[Gamma, Helm, Johnson, Vlissides, 1994]

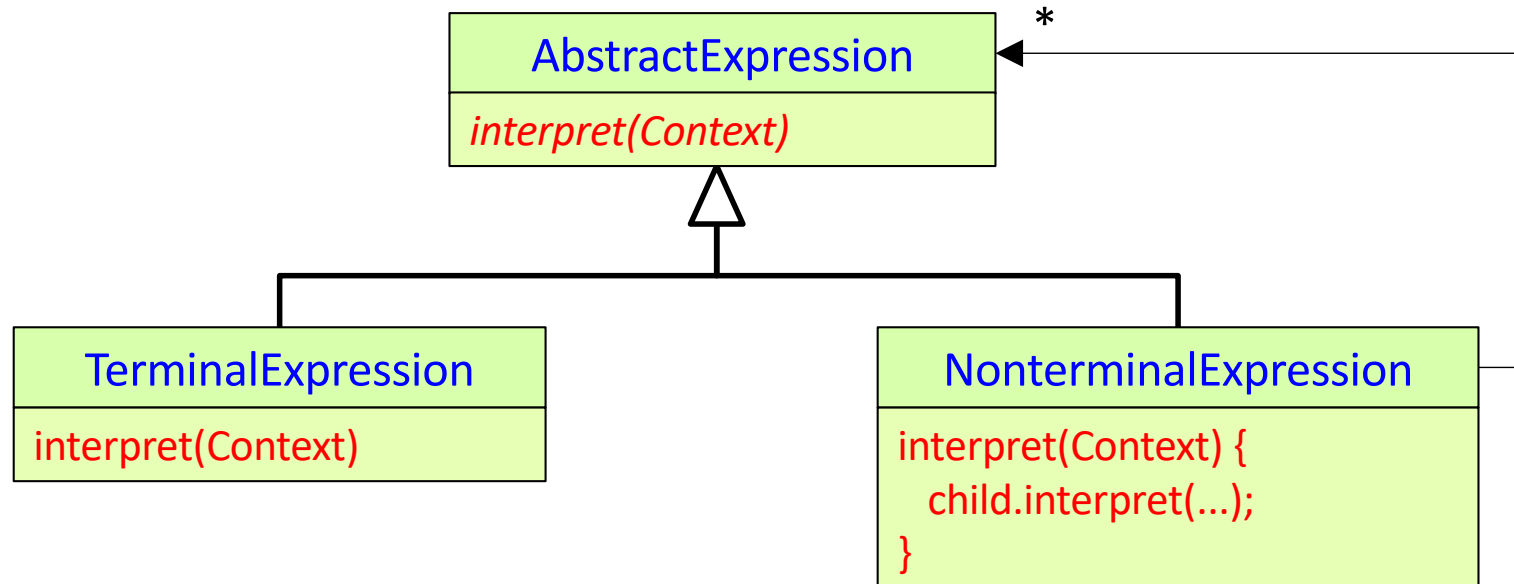


The interpreter design pattern

Commonly used for many computations in a compiler.
Here explained using Ordinary OO. Modularize using AOP or Visitors.

Intent: *Given a language, define a representation for its grammar along with an interpreter that uses the representation to interpret sentences in the language.*

[Gamma, Helm, Johnson, Vlissides, 1994]

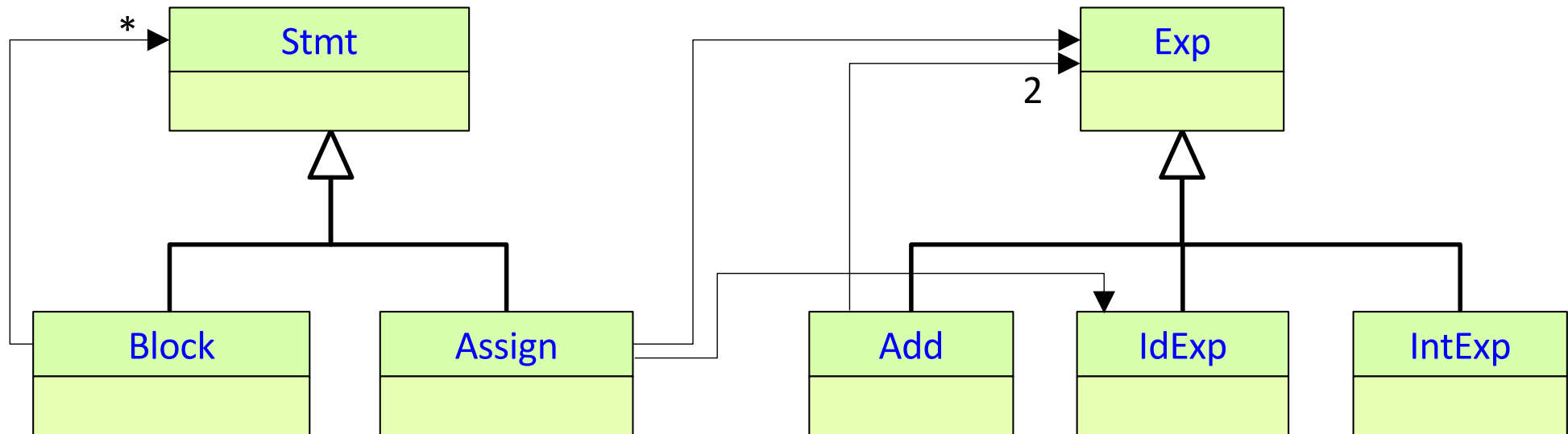


AbstractExpression, TerminalExpression, NonterminalExpression,
interpret, and Context are just ROLES in the pattern.

In our programs, we will use our own names.

Example use of Interpreter

```
abstract Stmt;  
Block : Stmt ::= Stmt*;  
Assign : Stmt ::= <ID> Exp;  
abstract Exp;  
Add : Exp ::= Left:Exp Right:Exp;  
IdExp : Exp ::= <ID>;  
IntExp : Exp ::= <INT>;
```



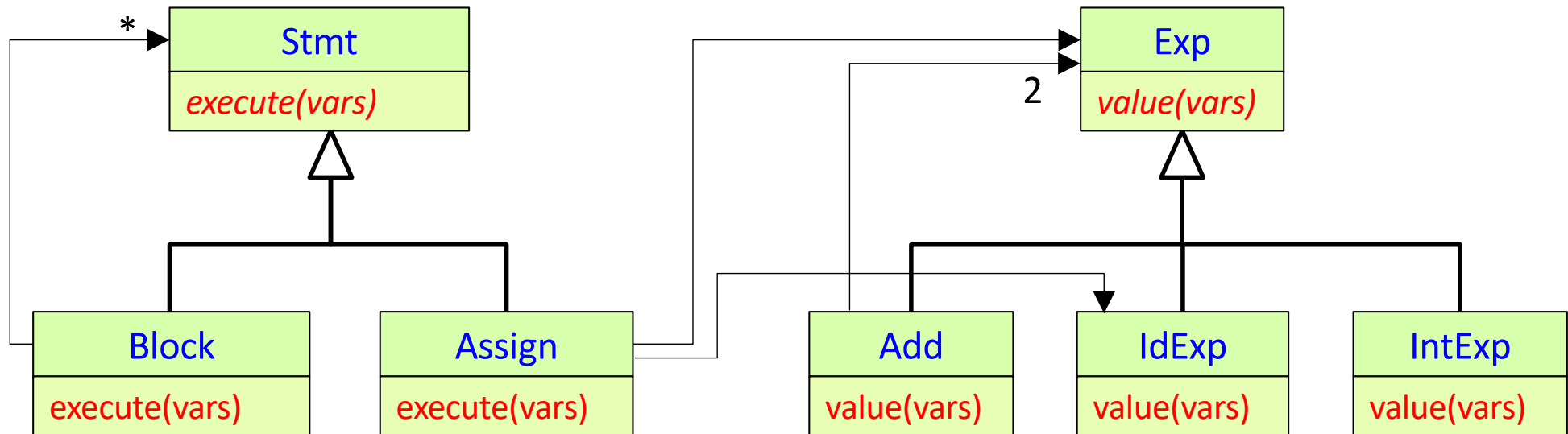
Example use of Interpreter

```
abstract Stmt;  
Block : Stmt ::= Stmt*;  
Assign : Stmt ::= <ID> Exp;  
abstract Exp;  
Add : Exp ::= Left:Exp Right:Exp;  
IdExp : Exp ::= <ID>;  
IntExp : Exp ::= <INT>;
```

Pattern roles:

context: *vars*

interpret: *execute, value*



vars

a map String -> Value, keeping track of the current values of variables

execute

executes a **Stmt**, changing and using the **vars** map

value

executes an **Exp** and returns its value, making use of the **vars** map

Example implementation using JastAdd aspects

```
abstract Stmt;  
Block : Stmt ::= Stmt*;  
Assign : Stmt ::= <ID> Exp;  
abstract Exp;  
Add : Exp ::= Left:Exp Right:Exp;  
IdExp : Exp ::= <ID>;  
IntExp : Exp ::= <INT>;
```

```
aspect Interpreter {  
  abstract void Stmt.execute(Map<String, Integer> vars);  
  
  void Block.execute(Map<String, Integer> vars) {  
    for (Stmt s : getStmts()) { s.execute(vars); }  
  }  
  void Assign.execute(Map<String, Integer> vars) {  
    int value = getExp().value(vars);  
    vars.put(getID(), value);  
  }  
  
  abstract int Exp.value(Map<String, Integer> vars);  
  
  int Add.value(Map<String, Integer> vars) {  
    return getLeft().value(vars) + getRight().value(vars);  
  }  
  int IdExp.value(Map<String, Integer> vars) {  
    return vars.get(getID());  
  }  
  int IntExp.value(Map<String, Integer> vars) {  
    return String.parseInt(getINT());  
  }  
}
```

Summary questions:

- What is a circular attribute?
- How is a circular attribute evaluated?
- How can you know if the evaluation of a circular attribute will terminate?
- Give examples of properties that can be computed using circular attributes.
- How does the Interpreter design pattern work?