

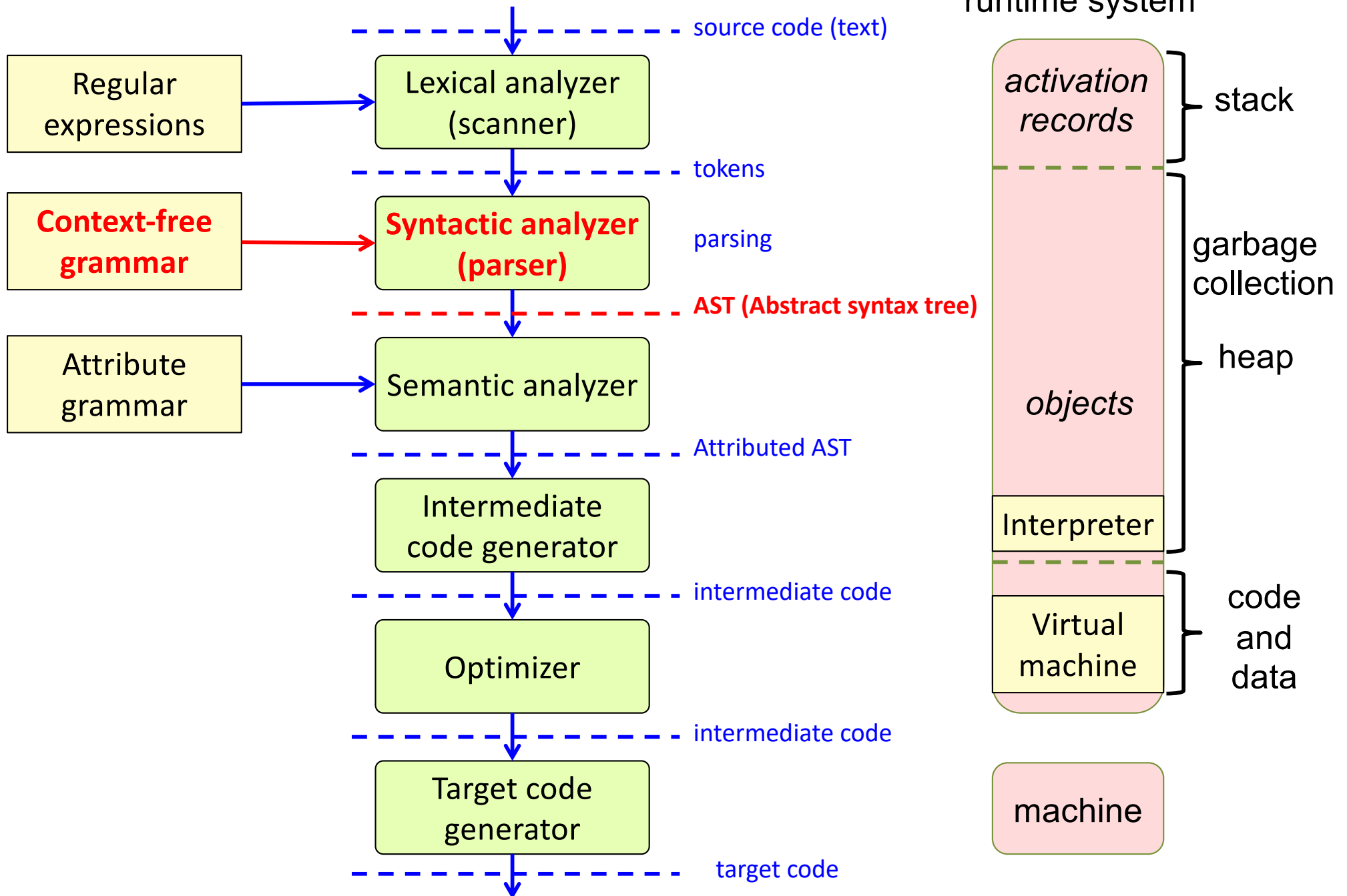
EDAN65: Compilers, Lecture 05 B

Abstract grammars

Görel Hedin

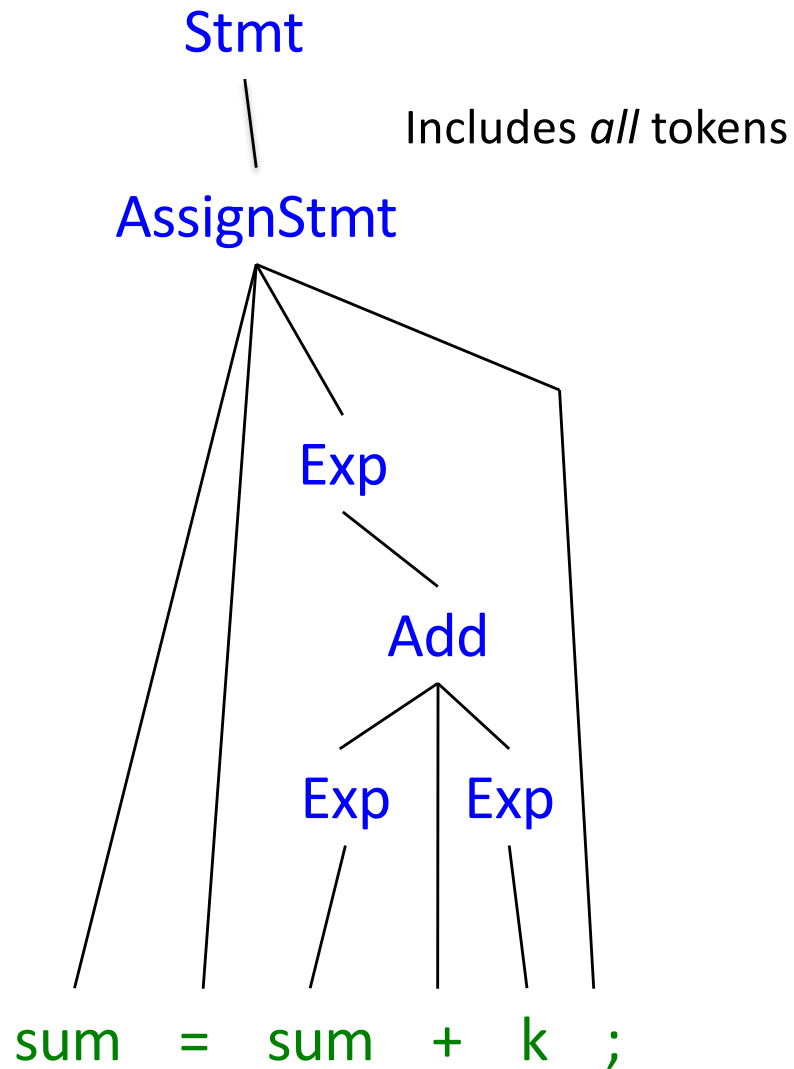
Revised: 2020-09-13

This lecture

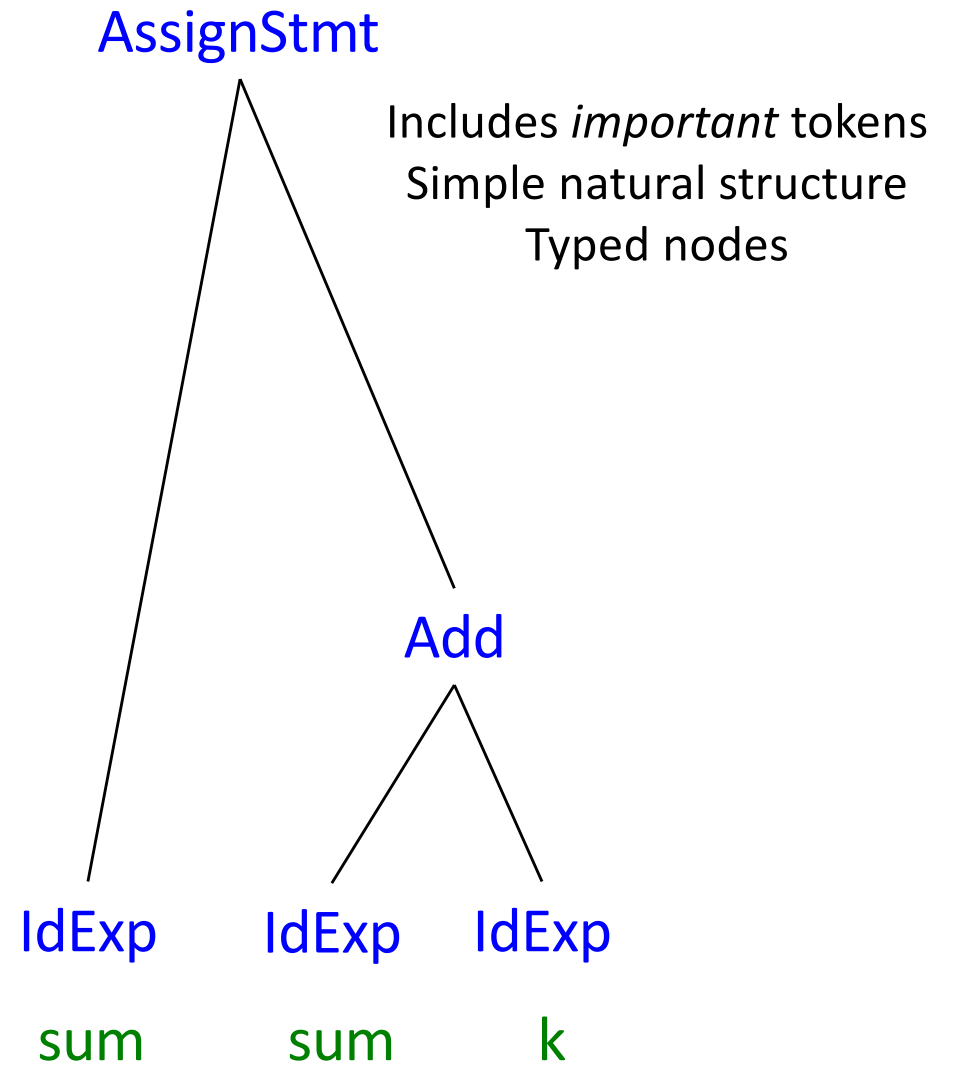


Abstract grammars

Parse tree



Abstract tree



Example: Concrete vs Abstract

Concrete grammar

Exp \rightarrow Exp "+" Term

Exp \rightarrow Term

Term \rightarrow ID

Abstract grammar

Example: Concrete vs Abstract

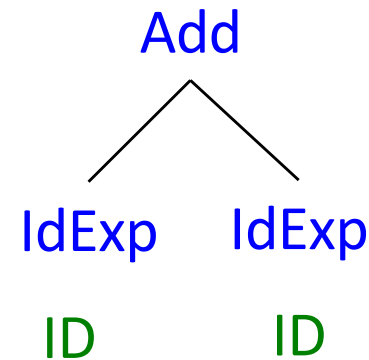
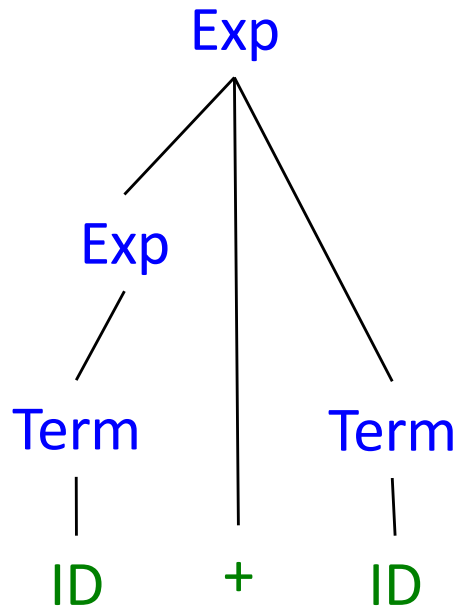
Concrete grammar

```
Exp -> Exp "+" Term
Exp -> Term
Term -> ID
```

Abstract grammar

```
Add: Exp -> Exp Exp
IdExp: Exp -> ID
```

Productions are named!



Note! Term, Factor, are needed to make the concrete grammar unambiguous.

Note! An abstract grammar has no relation to token sequences, so ambiguity is not an issue. Term and Factor are irrelevant for abstract grammars.

Concrete vs Abstract grammar

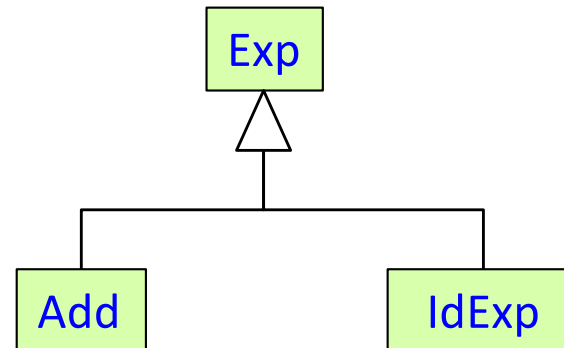
	Concrete Grammar	Abstract Grammar
What does it describe?	Describes the concrete text representation of programs	Describes the abstract structure of programs
Main use	Parsing text to trees	Model representing the program inside compiler.
Underlying formalism	Context-free grammar	Recursive data types
What is named?	Only nonterminals (productions are usually anonymous)	Both nonterminals and productions.
What tokens occur in the grammar?	all tokens corresponding to "words" in the text	usually only tokens with values (identifiers, literals)
	Independent of abstract structure	Independent of parser and parser algorithm

Abstract grammar vs. OO model

Abstract grammar	OO model	Other terminology used (algebraic datatypes)
nonterminal	superclass	type, sort
production	subclass	constructor, operator

Abstract grammar

Add: $\text{Exp} \rightarrow \text{Exp Exp}$
IdExp: $\text{Exp} \rightarrow \text{ID}$



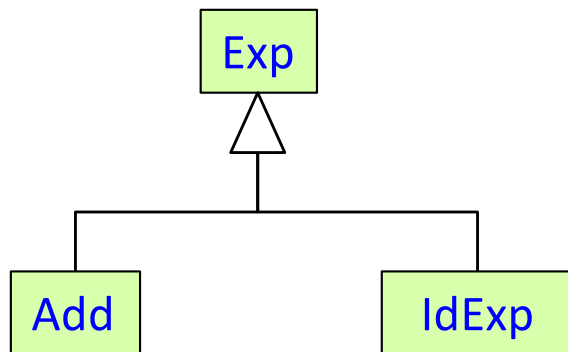
A canonical abstract grammar corresponds to a two-level class hierarchy!

Example Java implementation

Abstract grammar

Add: $\text{Exp} \rightarrow \text{Exp Exp}$

IdExp: $\text{Exp} \rightarrow \text{ID}$



```
abstract class Exp {
}
class Add extends Exp {
    Exp exp1, exp2;
}
class IdExp extends Exp {
    String ID;
}
```

JastAdd

- A compiler generation tool. Generates Java code.
- Supports ASTs and modular computations on ASTs.
- JastAdd: "Just **add** computations to the **ast**"
- Independent of the parser used.
- Developed at LTH, see <http://jastadd.org>

JastAdd

- A compiler generation tool. Generates Java code.
- Supports ASTs and modular computations on ASTs.
- JastAdd: "Just **add** computations to the **ast**"
- Independent of the parser used.
- Developed at LTH, see <http://jastadd.org>

Parser specification

L.beaver



Beaver



Parser

*.java

JastAdd

- A compiler generation tool. Generates Java code.
- Supports ASTs and modular computations on ASTs.
- JastAdd: "Just add computations to the ast"
- Independent of the parser used.
- Developed at LTH, see <http://jastadd.org>

Parser specification

L.beaver



Beaver



Parser

*.java

Abstract grammar

*.ast

*.jrag

Computations



JastAdd



creates objects

*.java

AST classes

JastAdd abstract grammars

[abstract] *Class* [: *Superclass*] ::= *RightHandSide*;

JastAdd abstract grammars

[abstract] *Class* [: *Superclass*] ::= *RightHandSide*;

```
Program ::= Stmt*;  
abstract Stmt;  
Assignment : Stmt ::= IdExpr Expr;  
IfStmt : Stmt ::= Expr Then:Stmt [Else:Stmt];  
abstract Expr;  
IdExpr : Expr ::= <ID:String>;  
IntExpr : Expr ::= <INT:String>;  
BinExpr : Expr ::= Left:Expr Right:Expr;  
Add : BinExpr;
```

JastAdd abstract grammars

[abstract] *Class* [: *Superclass*] ::= *RightHandSide*;

```
Program ::= Stmt*;  
abstract Stmt;  
Assignment : Stmt ::= IdExpr Expr;  
IfStmt : Stmt ::= Expr Then:Stmt [Else:Stmt];  
abstract Expr;  
IdExpr : Expr ::= <ID:String>;  
IntExpr : Expr ::= <INT:String>;  
BinExpr : Expr ::= Left:Expr Right:Expr;  
Add : BinExpr;
```

Compared to canonical abstract grammars:

- **Classes** instead of nonterminals and productions
- Classes can be **abstract** (like in Java)
- Arbitrarily deep **inheritance hierarchy** (not just two levels)
- Support for *optional*, *list*, and **token** components
- Components can be **named**
- Right-hand side can be inherited from superclass (see **BinExpr**).
- No parentheses! You need to name all node classes in the AST.

Generated Java API, ordinary components

```
abstract Stmt;  
WhileStmt : Stmt ::= Cond:Expr Stmt;
```


Generated Java API, ordinary components

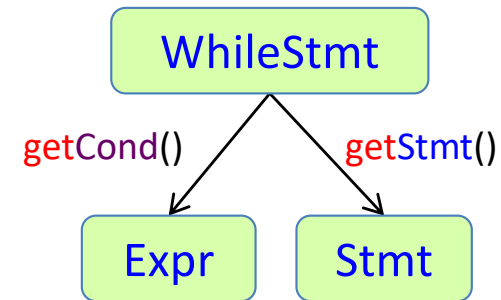
```
abstract Stmt;  
WhileStmt : Stmt ::= Cond:Expr Stmt;
```

```
abstract class Stmt extends ASTNode {}  
  
class WhileStmt extends Stmt {  
    Expr getCond();  
    Stmt getStmt();  
}
```

Generated Java API, ordinary components

```
abstract Stmt;  
WhileStmt : Stmt ::= Cond:Expr Stmt;
```

```
abstract class Stmt extends ASTNode {}  
  
class WhileStmt extends Stmt {  
    Expr getCond();  
    Stmt getStmt();  
}
```

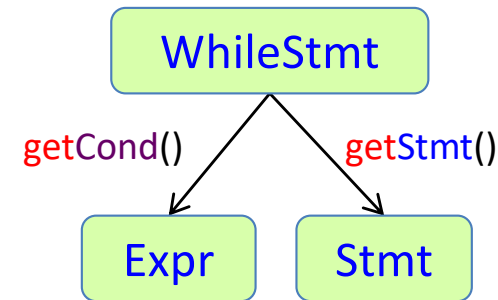


Example AST

Generated Java API, ordinary components

```
abstract Stmt;  
WhileStmt : Stmt ::= Cond:Expr Stmt;
```

```
abstract class Stmt extends ASTNode {}  
  
class WhileStmt extends Stmt {  
    Expr getCond();  
    Stmt getStmt();  
}
```



Example AST

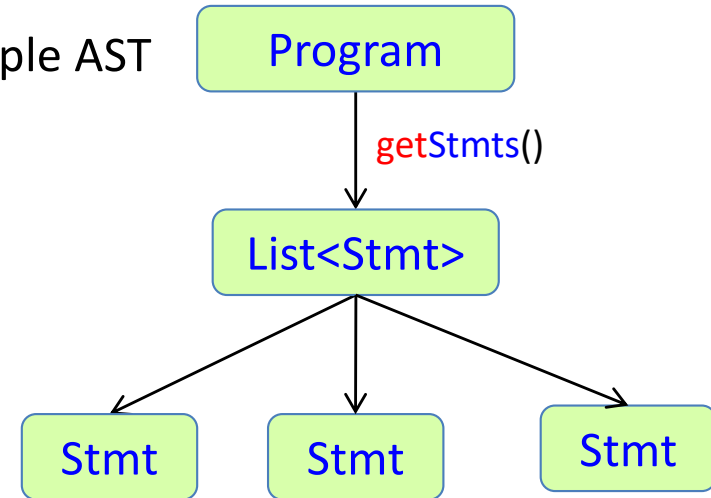
- A general class `ASTNode` is used as implicit superclass.
- A *traversal API* with *get* methods is generated.
- If component names are given, they are used in the API (`getCond`).
- Otherwise the type names are used (`getStmt`).

Generated Java API, lists

`Program ::= Stmt*`;

```
class Program extends ASTNode {  
    int getNumStmt(); // 0 if empty  
    Stmt getStmt(int i); // numbered from 0  
    List<Stmt> getStmts(); // iterator  
}
```

Example AST



Generated Java API, lists

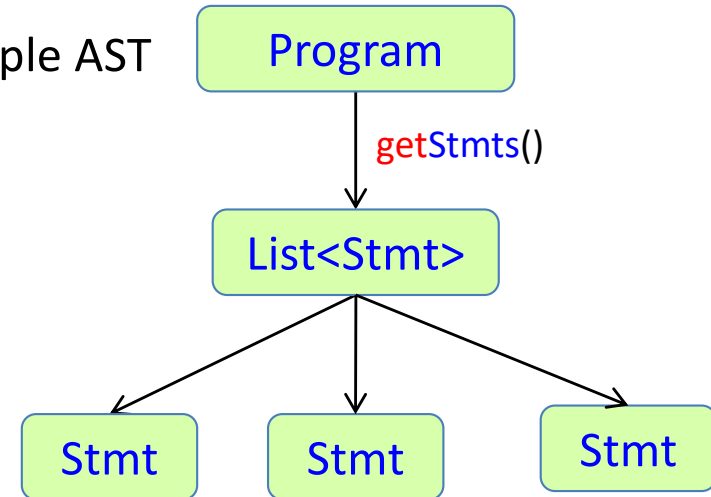
```
Program ::= Stmt*;
```

```
class Program extends ASTNode {  
    int getNumStmt(); // 0 if empty  
    Stmt getStmt(int i); // numbered from 0  
    List<Stmt> getStmts(); // iterator  
}
```

The list is represented by a `List` object that can be used as an `iterator`:

```
Program p = ...;  
for (Stmt s : p.getStmts()) {  
    ...  
}
```

Example AST



Generated Java API, lists

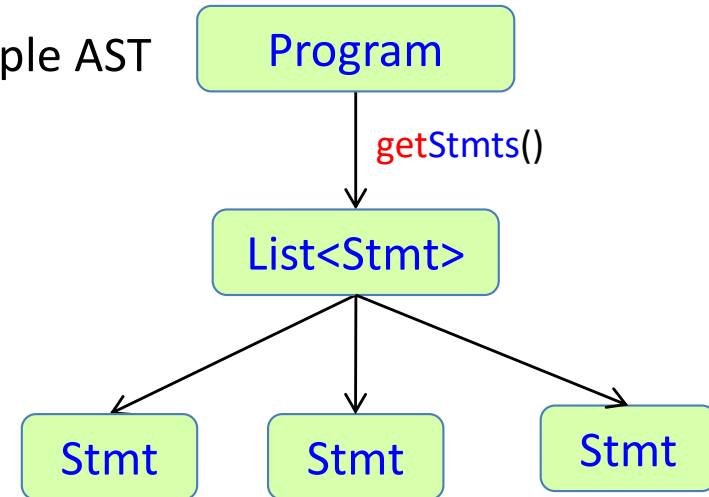
```
Program ::= Stmt*;
```

```
class Program extends ASTNode {  
    int getNumStmt(); // 0 if empty  
    Stmt getStmt(int i); // numbered from 0  
    List<Stmt> getStmts(); // iterator  
}
```

The list is represented by a `List` object that can be used as an `iterator`:

```
Program p = ...;  
for (Stmt s : p.getStmts()) {  
    ...  
}
```

Example AST



Or access a specific statement:

```
Program p = ...;  
if (p.getNumStmt() >= 1) {  
    Stmt s = p.getStmt(0);  
    ...  
}
```

Generated Java API, lists

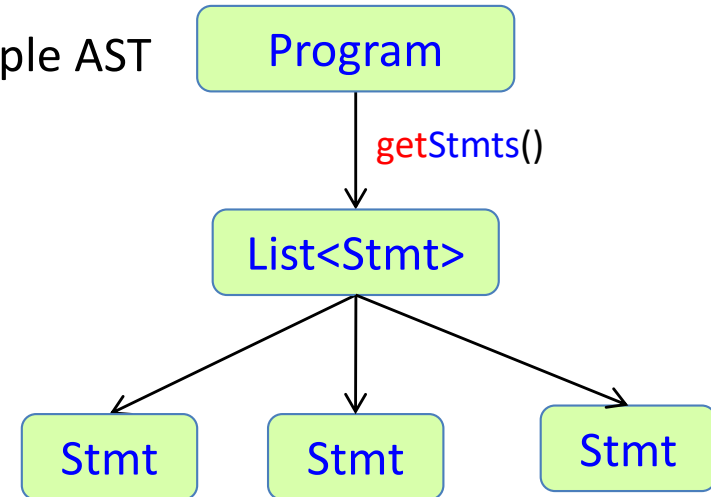
```
Program ::= Stmt*;
```

```
class Program extends ASTNode {  
    int getNumStmt(); // 0 if empty  
    Stmt getStmt(int i); // numbered from 0  
    List<Stmt> getStmts(); // iterator  
}
```

The list is represented by a `List` object that can be used as an `iterator`:

```
Program p = ...;  
for (Stmt s : p.getStmts()) {  
    ...  
}
```

Example AST



Or access a specific statement:

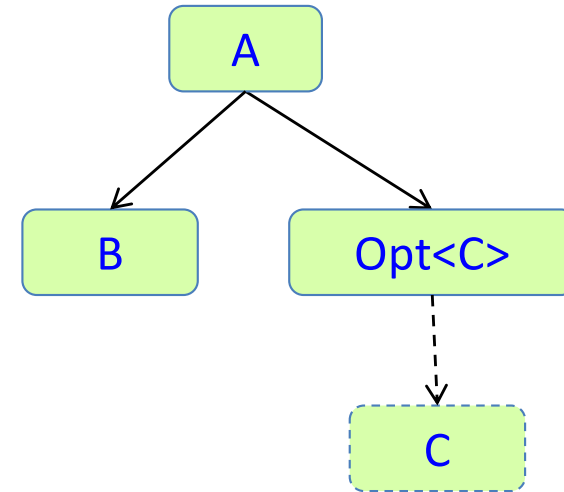
```
Program p = ...;  
if (p.getNumStmt() >= 1) {  
    Stmt s = p.getStmt(0);  
    ...  
}
```

Note! List is a JastAdd-specific class (like ASTNode and Opt). It is *not* the same class as java.util.List.

Generated Java API, optionals

`A ::= B [C];`

```
class A extends ASTNode {  
    B getB();  
    boolean hasC();  
    C getC();    //Exception if not hasC()  
}
```



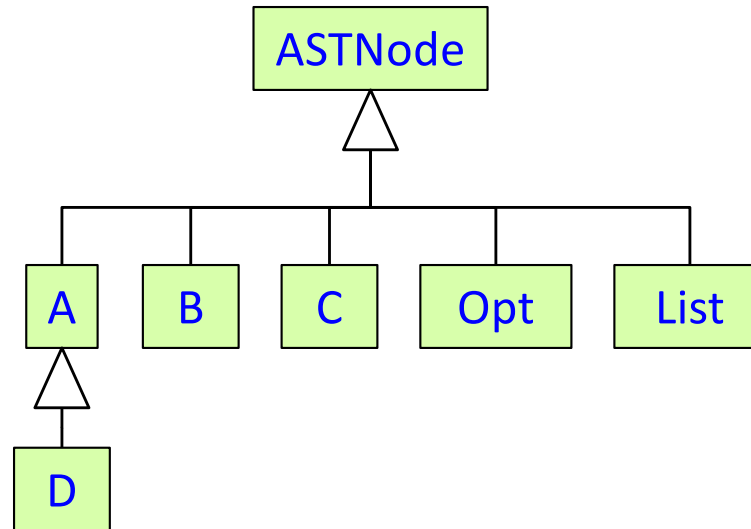
Example AST

- The **traversal API** includes a *has* method for the optional component.

General traversal

Abstract grammar

```
A ::= B [C];  
B ::= ...;  
C ::= ...;  
D : A ::= ...;
```



Will stop also at `Opt` and `List` nodes.

Can be used for general traversal of the children of a node.

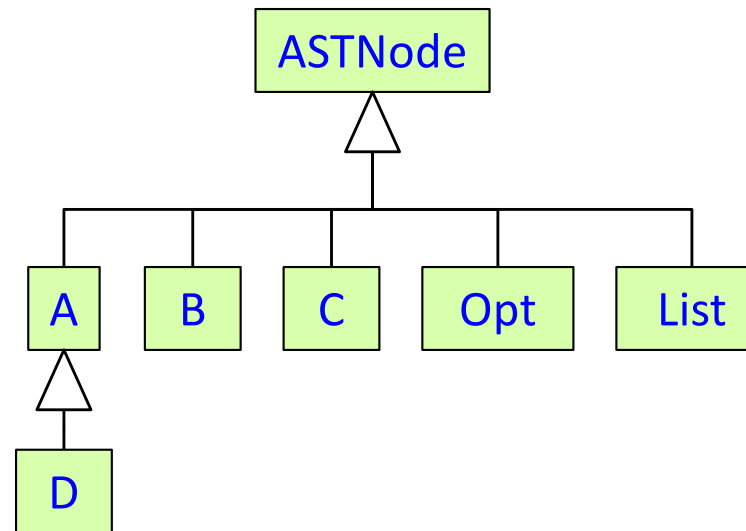
```
class ASTNode {  
    Iterable astChildren(); //Iterator for the children  
}
```

```
void ASTNode.m() {  
    ...  
    for (ASTNode child : astChildren()) { ... }  
}
```

Low-level traversal API

Abstract grammar

```
A ::= B [C];  
B ::= ...;  
C ::= ...;  
D : A ::= ...;
```



Will stop also at **Opt** and **List** nodes.

This low-level API is not recommended.

Use iterator or high-level API instead – much more readable.

```
class ASTNode {  
    int getNumChild();  
    ASTNode getChild(int i);  
    ASTNode getParent(); // null for the root  
}
```

Connection to Beaver

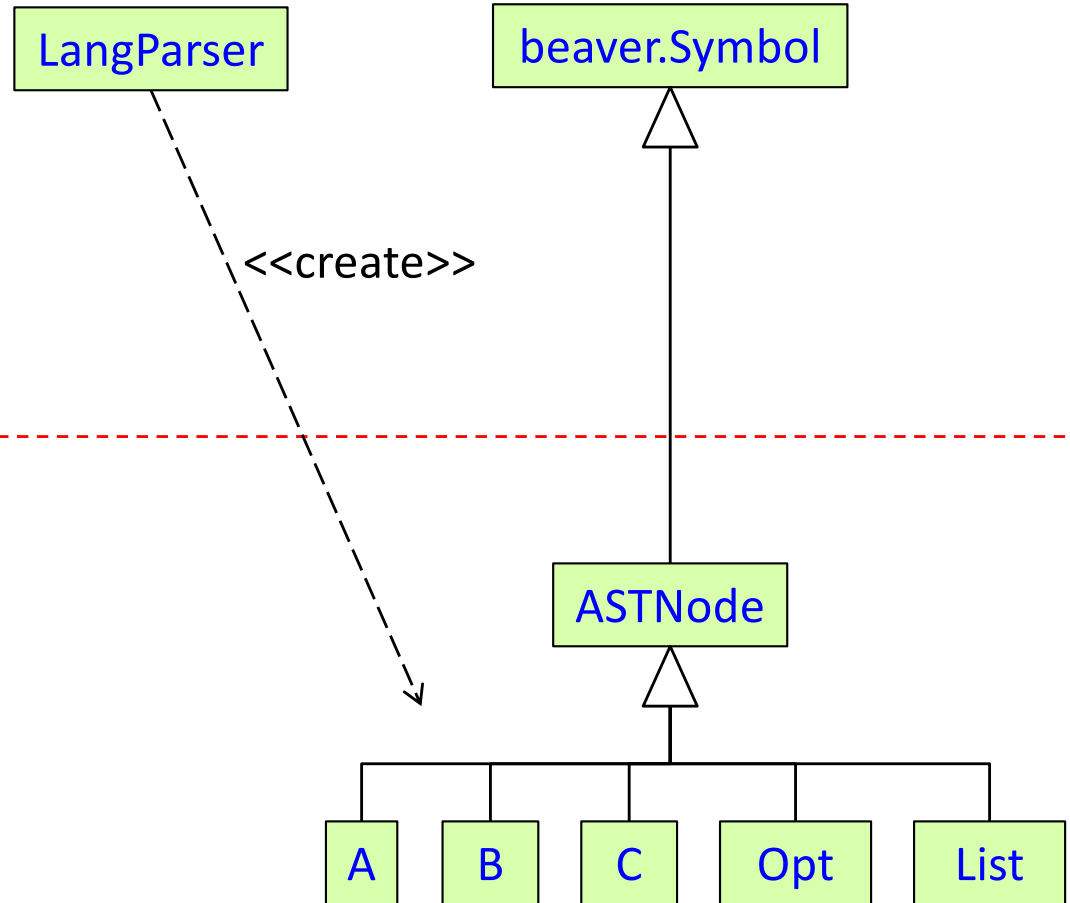
Beaver spec

```
a = b [c];  {: return new A... :}  
b = ... ;  {: return new B... :}  
c = ... ;  {: return new C... :}
```

JastAdd abstract grammar

```
A ::= B [C];  
B ::= ...;  
C ::= ...;
```

Beaver



JastAdd

Defining an abstract grammar

This is object-oriented modeling!

- What kinds of **objects** are there in the AST?
E.g., **Program**, **WhileStmt**, **Assignment**, **Add**, ...
- What are the **generalized concepts** (abstract classes)?
E.g., **Statement**, **Expression**, ...
- What are the **components** of an object?
E.g., an **Assignment** has an **Identifier** and an **Expression**...

Defining an abstract grammar

This is object-oriented modeling!

- What kinds of **objects** are there in the AST?
E.g., **Program**, **WhileStmt**, **Assignment**, **Add**, ...
- What are the **generalized concepts** (abstract classes)?
E.g., **Statement**, **Expression**, ...
- What are the **components** of an object?
E.g., an **Assignment** has an **Identifier** and an **Expression**...

```
Program ::= ...;  
abstract Statement;  
abstract Expression;  
WhileStmt : Statement ::= ...;  
Assignment : Statement ::= Identifier Expression;  
...
```

Use good names!

when you write...	...the following should make sense
$A : B ::= \dots$	An A <i>is a</i> special kind of B
$C ::= D E F$	A C <i>has a</i> D , an E , and an F
$D ::= X:E Y:E$	A D <i>has one</i> E called X and another E called Y
$G ::= [H]$	A G <i>may have</i> an H
$J ::= \langle K:T \rangle$	A J <i>has a</i> K token of type T
$L ::= M^*$	An L <i>has</i> zero or more M s

Use good names!

when you write...	...the following should make sense
$A : B ::= \dots$	An A is a special kind of B
$C ::= D E F$	A C has a D , an E , and an F
$D ::= X:E Y:E$	A D has one E called X and another E called Y
$G ::= [H]$	A G may have an H
$J ::= \langle K:T \rangle$	A J has a K token of type T
$L ::= M^*$	An L has zero or more M s

Examples of bad naming (from inexperienced programmers)	Good naming
$A ::= [\text{OptParam}];$ $\text{OptParam} ::= \text{Name Type};$	$A ::= [\text{Param}];$ $\text{Param} ::= \text{Name Type};$
$A ::= \text{Stmts}^*;$ abstract $\text{Stmts};$ $\text{While} : \text{Stmts} ::= \text{Exp Stmt};$	$A ::= \text{Stmt}^*;$ abstract $\text{Stmt};$ $\text{While} : \text{Stmt} ::= \text{Exp Stmt};$

Design simple abstract grammars!

- Abstract grammars should be clear and simple
- Don't let parsing details creep into the abstract grammar

Design simple abstract grammars!

- Abstract grammars should be clear and simple
- Don't let parsing details creep into the abstract grammar

Bad abstract grammar (parsing inspired)	Good abstract grammar (simple, conceptual)
$A ::= \text{First:}B \text{ Rest:}B^*$	$A ::= B^*$
$\text{Add : Exp} ::= \text{Left:Exp Right:Term}$	$\text{Add : Exp} ::= \text{Left:Exp Right:Exp}$

Design simple abstract grammars!

- Abstract grammars should be clear and simple
- Don't let parsing details creep into the abstract grammar

Bad abstract grammar (parsing inspired)	Good abstract grammar (simple, conceptual)
$A ::= \text{First:}B \text{ Rest:}B^*$	$A ::= B^*$
$\text{Add : Exp} ::= \text{Left:Exp Right:Term}$	$\text{Add : Exp} ::= \text{Left:Exp Right:Exp}$

- "At least one child" can easily be checked by a semantic check. Don't impose a more complex structure just to check this.
- Term, Factor, etc. is a parsing issue. Don't put Term and Factor in your abstract grammar!!

Design a parsing grammar

- Design the **abstract grammar first**.
- Then design a **high-level concrete grammar**, making it **as similar as possible** to the abstract grammar.
 - Replace inheritance with alternative productions
 - The grammar will probably be ambiguous
- Then design a **low-level concrete grammar**, suitable for a particular parsing algorithm/tool.
For Beaver:
 - Eliminate ambiguities
 - Eliminate repetition and optionals (will make it easier to construct the AST)

Semantic actions in parsers

Semantic actions in parsers

- **Code** that is added to a parser, to perform actions during parsing.
- Usually, to **build the AST**.
- Old-style 1-pass compilers did the whole compilation as semantic actions.
- **Parser generators support semantic actions** in the parser specification.

Beaver example

Abstract grammar

```
abstract Stmt;  
IfStmt : Stmt ::= Expr Stmt;  
Assignment : Stmt ::= IdExpr Expr;  
IdExpr : Expr ::= <ID:String>;
```

High-level CFG

```
stmt -> ifStmt | assignment  
ifStmt -> IF "(" expr ")" stmt  
assignment -> ID ASSIGN expr ";"
```

Beaver example

Abstract grammar

```
abstract Stmt;  
IfStmt : Stmt ::= Expr Stmt;  
Assignment : Stmt ::= IdExpr Expr;  
IdExpr : Expr ::= <ID:String>;
```

High-level CFG

```
stmt -> ifStmt | assignment  
ifStmt -> IF "(" expr ")" stmt  
assignment -> ID ASSIGN expr ";"
```

beaver spec without semantic actions:

```
%class "LangParser";  
%package "lang";  
...  
%terminals IF, LPAREN, RPAREN, ID, ASSIGN, SEMICOLON;  
  
%goal stmt; // The start symbol  
  
// Context-free grammar  
stmt = ifStmt | assignment;  
ifStmt = IF LPAREN expr RPAREN stmt;  
assignment = ID ASSIGN expr SEMICOLON;
```

Beaver example

Abstract grammar

beaver spec with semantic actions:

```
%class "LangParser";
%package "lang";
...
%terminals IF, LPAREN, RPAREN, ID, ASSIGN, SEMICOLON;

%goal stmt; // The start symbol

%typeof stmt = "Stmt";
%typeof ifStmt = "IfStmt";
%typeof assignment = "Assignment";

// Context-free grammar
stmt = ifStmt | assignment;
ifStmt = IF LPAREN expr.e RPAREN stmt.s { return new IfStmt(e, s); };
assignment =
  ID.id ASSIGN expr.e SEMICOLON { return new Assignment(new IdExpr(id),e); };
```

```
abstract Stmt;
IfStmt : Stmt ::= Expr Stmt;
Assignment : Stmt ::= IdExpr Expr;
IdExpr : Expr ::= <ID:String>;
```

semantic actions build the trees

variables capture token strings and subtrees for nonterminals

the nonterminals return objects of the abstract grammar classes

Summary questions: Abstract syntax trees

- What is the difference between an abstract and a concrete syntax tree?
- What is the difference between an abstract and a concrete grammar?
- What is the correspondence between an abstract grammar and an object-oriented model?
- Orientation about JastAdd abstract grammars, traversal API, and connection to Beaver.
- What are properties of a good abstract grammar?
- What is a "semantic action"?
- How can Beaver be used for building ASTs?