



PVG (EDA260) - lecture 3: Konfigurationshantering

Lars Bendix

*Department of Computer Science
Lund Institute of Technology
Sweden*

F3-2



What is SCM?

Software Configuration Management is the discipline of organising, controlling and managing the development and evolution of software systems. (IEEE, ISO,...)

The goal is to maximize productivity by minimizing mistakes. (Babich)

- Citroën C3 fires
- Carlo's lemon marmalade

F3-3



Building on sand?

CM is a CMM level 2 key process area



Software Configuration Management

F3-4



SCM for XP development

Support and help for:

- handling source code
- collective ownership
- simple integration
- painless refactoring
- ease of testing
- effortless releasing
- handling document(ation)

F3-5



Goals

- to be able to return to well-defined states
- to have an overview of the development history
- to show what depends on what
- to help people co-ordinate their work
- to ensure the consistent generation of a system
- to save space
- to save time

An ounce of [history] is worth a pound of analysis.
Babich

F3-6



How does a programmer spend his time?

- 50 % interacting with other team members
- 30 % working alone (pair-programming??)
- 20 % non-productive activities

F3-7



Common heritage

- sharing things
- memory/history
- communication
- co-ordination

F3-8



Problems of co-ordination

Shared data
Double maintenance
Simultaneous update

F3-9



Co-ordination

Working in isolation:

- local dynamism
- global stability
- problem:
 - multiple maintenance

Working in group:

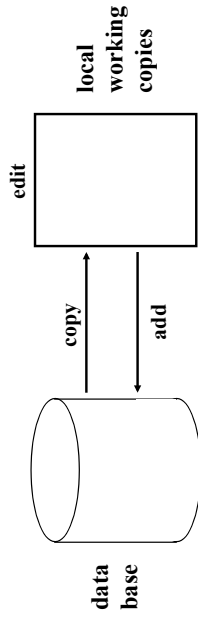
- global dynamism
- problems:
 - shared data
 - simultaneous update

F3-10



Immutability principle

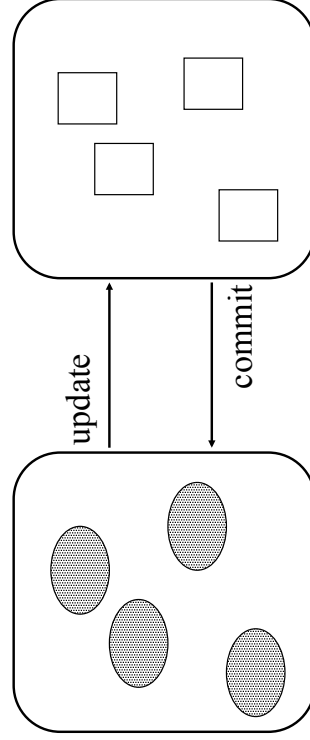
Principle: components are **immutable**



F3-11



Working



Project repository

Private/pair workspace

F3-12



Copy/merge work model

Can we *lock* the things we want to work on? NO!

So we **copy** everything to our workspace...
 ...and everyone else copy to their workspaces...
 ⇒ double maintenance !!
 0

Fortunately "update" has a built-in **merge** facility:

- We first merge *from* the repository *into* the workspace
- Then we check and fix problems
- Finally we commit (add) to the repository

F3-13



Quotes from XP'ers



- Overall CVS (and CM) was a HUGE help for the project.
- The version history was a real life saver.
- CVS made it possible for 12 people to work on the same code at the same time.
- CVS rules!
- It would have been impossible to merge different people's work without it.
- CVS sucks!
- Branching made releasing much easier.
- We tagged the releases – it served it's purpose.

F3-14



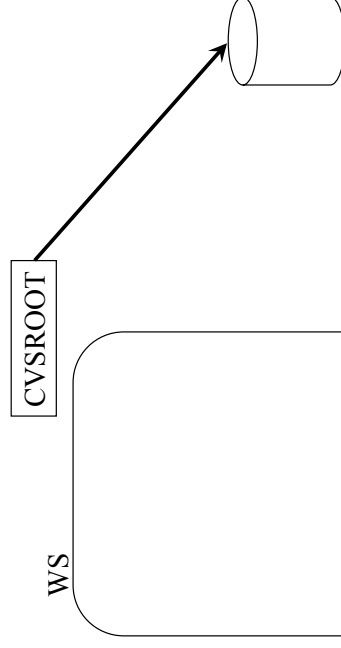
So how is CM used?

- update-commit
- merge – merge – merge
- no versioning, diff, tag, ...
- change log only to identify people

F3-15



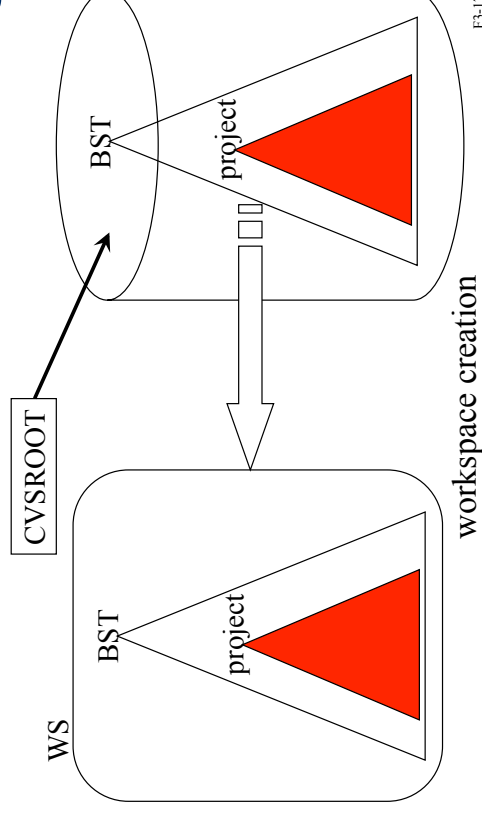
mkdir WS; export CVSROOT=....



F3-16



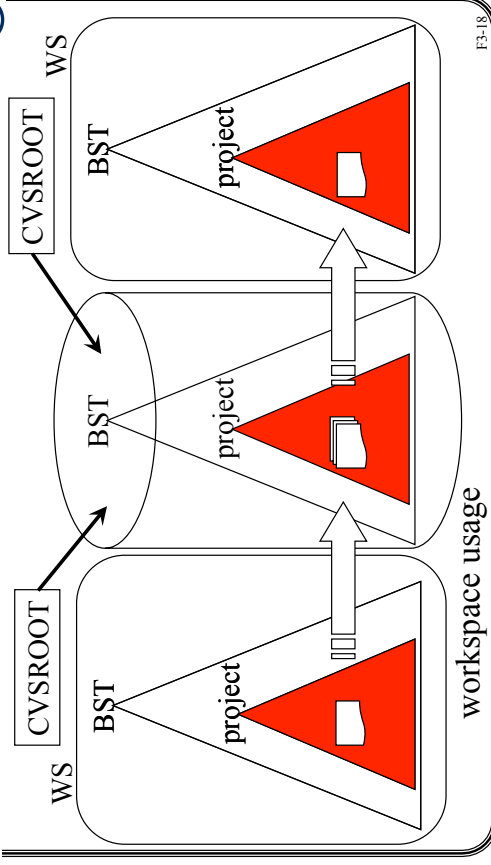
cvs checkout BST



F3-17

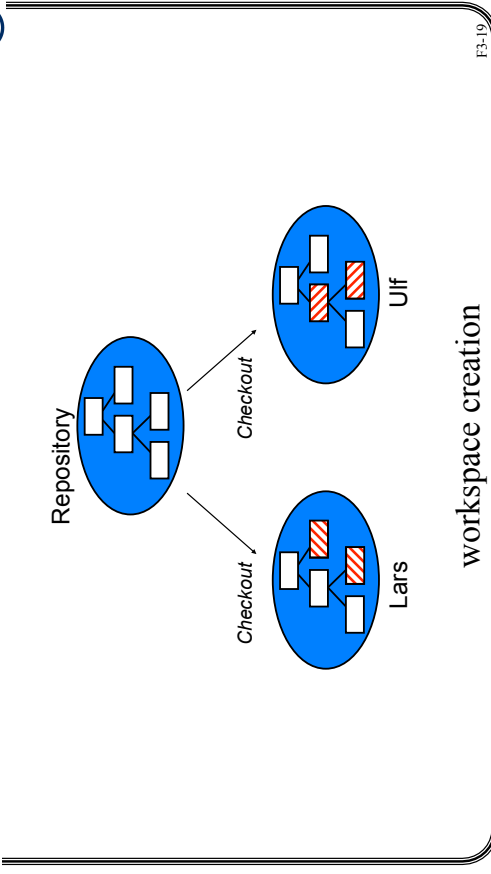


cvs status; cvs commit; cvs update;



F3-18

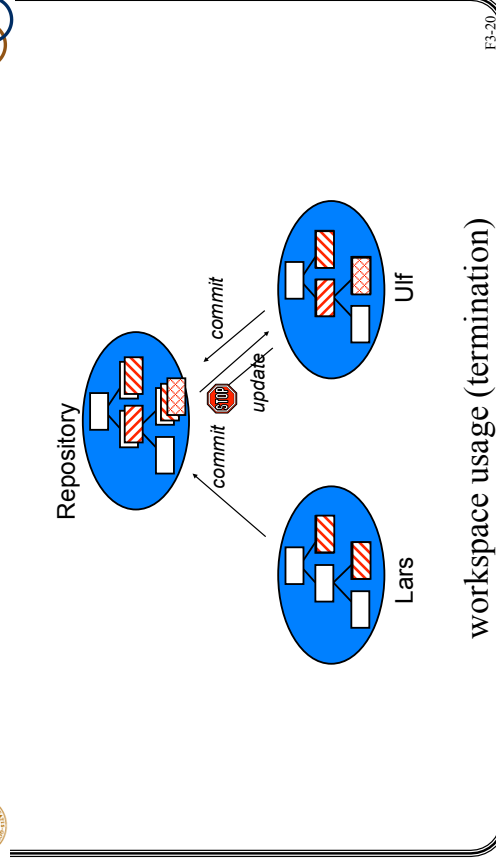
Long transactions I



F3-19



Long transactions II



F3-20



Extreme programming

SCM-related practices:

- collective ownership (developer)
- continuous integration (developer)
- refactoring (coding)
- small releases (business)
- planning game (business/developer)
- test-driven development (developer)

F3-21



Collective code ownership

Goal: to spread the responsibility for the code to the team

How/why:

- from individual (pair) to team ownership
- reinforces code review (and readability)
- enables refactoring

Requires:

- team spirit
- frequent integration

SCM dangers:

- huge merge conflicts

F3-29



Integrate continually I

Goal: to reduce the impact of adding new features

How/why:

- "download" & "upload" integration
- run tests; update (merge); re-run tests; commit
- **all** components must be in repository
- integration machine/responsibility/how often?
- keeps everyone in synchronisation
- keeps the project releasable all the time

F3-23



Integrate continually II

Requires:

- collective source code repository
- short tasks

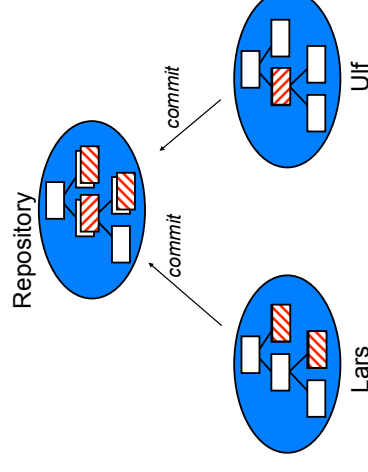
SCM dangers:

- huge merge conflicts
- false positives

F3-24



Unfortunately :-)



NO *strict* long transactions - so ...

F3-25



Refactor mercilessly

Goal: to find the code's optimal design

How:

- before & after a task, think about refactoring
- changes the structure, but *not* the behaviour
- break out code; remove duplications; ...

Requires:

- collective code ownership
- coding standards

SCM dangers:

- big-bang refactorings

F3-26



Release regularly

Goal: to return the customer's investment often

Why/when/how:

- two-way feedback
- at the end of each iteration (daily?)
- clean machine principle
- automating and optimising the release

Requires:

- continuous integration

SCM dangers:

- a happy customer ;-)
- a broken release :-)

F3-27



Play the Planning Game

Goal: to schedule the most important work

Why/how:

- to maximize the value of features produced
- divides planning responsibilities (what/how)
- developers estimate user stories
- developers split stories up into tasks

Requires:

- active customer
- mutual respect

SCM dangers:

- sloppy estimates and work break-down

F3-28



XP process

1. Always start with all of the "released" code.

2. Write tests that correspond to your tasks.

3. Run all unit tests.

4. Fix any unit tests that are broken.

5. When all unit tests run, your local changes become release candidates.

6. Release candidate changes are integrated with the currently released code.

7. If the released code was modified, compare the differences and integrate them with your changes.

8. Rerun tests, fix, rerun tests, fix, rerun ...

9. When the unit tests run, release all of your code, making a new official version.

F3-29



Diffing and merging

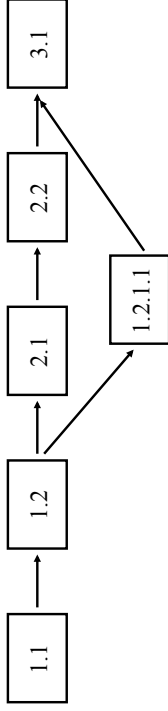


Visualisation of differences:

- diff

Merging of branches:

- merge
- always control manually that things went well



F3-30



Log book



Gives the history for a component:

- who
- what
- when
- why

However, forget about the knowledge - as long as you can find the right person!

F3-31



Code management tools



1. Identify local changes.
2. Differentiate between local changes and released code.
3. Identify who released a change and when they released it.
4. Merge changes and released code.
5. Revert to previously released code.

F3-33



Troubleshooting



Slow merges

- "release" frequently
- don't worry - be happy

Lost changes

- incorrectly merging
- intentional reversion
- wont stay lost for long

<http://www.cs.lth.se/EDAN10/>

F3-33