









































Contest is over.

























# Final standings in Nordic Championships 2013

## Teams at Lund University

<b>Nordic</b>	<a href="#">All</a>								
<b>Denmark</b>	<a href="#">All</a>	<a href="#">Aarhus</a>	<a href="#">København</a>						
<b>Iceland</b>	<a href="#">All</a>	<a href="#">Reykjavik University</a>							
<b>Finland</b>	<a href="#">All</a>	<a href="#">Aalto University</a>	<a href="#">Lappeenranta University of Technology</a>	<a href="#">University of Helsinki</a>					
<b>Norway</b>	<a href="#">All</a>	<a href="#">NTNU</a>	<a href="#">University of Bergen</a>	<a href="#">University of Oslo</a>					
<b>Sweden</b>	<a href="#">All</a>	<a href="#">Chalmers</a>	<a href="#">KTH - Royal Institute of Technology</a>	<a href="#">Karlstad University</a>	<a href="#">Linköping University</a>	<a href="#">Luleå University of Technology</a>	<a href="#">Lund University</a>	<a href="#">Umeå University</a>	<a href="#">Uppsala University</a>

[First to solve problem](#)
[Solved problem](#)
[Attempted problem](#)
[Pending judgement](#)

Rk	Team	Slv.	Time	A	B	C	D	E	F	G	H	I	J	K
1	Apptus  	8	1087	1 11	1 173	2 283	6 218	2 55	1 69	1 18			1 120	
2	Fångade i en while-loop  	6	451	1 6	1 151		7 --	2 62	1 111	1 15	2 --		1 86	
3	Hack-o-Matic  	6	985	1 12	1 273		9 --	6 213	1 102	1 43			2 222	
4	Dude where is my char?  	5	381	1 17		2 --		2 33	1 93	1 11	1 --		1 207	
5	teamname* name = NULL;  	5	421	1 11		1 --	1 --	2 41	1 90	1 22	6 --		1 237	
6	Jokingly left (almost) blank  	5	474	1 8				3 78	1 68	1 14			2 246	
7	3Guys5Contests  	5	587	1 23	1 244	2 --	10 --	4 121	1 105	2 14				
8	SIGSEGV  	5	713	1 20				4 94	2 65	1 26			9 268	
9	Vi gillar ballonger  	5	1062	3 36		5 --	22 298	4 135	1 55	1 18				
10	Z  	4	232	1 9			4 --	2 68	1 115	1 20				
11	if(code=RED) {launch_nuke();}  	4	326	1 13			2 --	3 157	1 89	1 27			5 --	
12	use the fork()  	4	340	1 14		9 --		5 152	1 72	1 22				
13	48pt centrerad Comic Sans  	4	398	1 9			2 --	2 196	2 109	2 24	1 --			
14	Roxling  	4	524	1 13				6 271	1 104	1 36				
15	Kompilera den som Zlatan  	4	548	1 28		5 --		6 291	1 93	1 36				
16	The Bitflippers  	4	549	1 31		3 --	12 --	8 150	3 135	2 33				
17	Team Baud  	4	686	1 29				5 293	1 97	3 147	1 --			
18	Två problem är respekt  	4	719	2 56				3 254	1 240	2 89	1 --			
19	Ordo  	4	724	3 85			1 --	9 236	1 124	2 59				
20	Kryddad Kyckling  	4	831	1 70			1 --	6 278	1 262	2 101				

21	Squires of the Lambda Calculus			3	149	1 25				3 --	1 90	1 34			4 --	
22	Johan			3	237	1 24				6 --	1 177	1 36			9 --	
23	Quacking Ducks			3	241	1 23	2 --				2 160	1 38				
24	Visual Basic			3	320	1 153				3 --	1 103	2 44				
25	Expectation of Binomial			3	352	1 40				3 --	1 149	1 163	1 --			
26	Optimus Time			3	384	2 63					1 191	1 110				
27	O-Grande			3	429	1 74	1 --	1 --			3 228	1 87				
28	P=NP			3	446	2 25					7 200	1 81				
29	Bara bra idéer			3	526	1 176					4 251	1 39	4 --			
30	of Doom and Deprecation			3	527	8 110	4 --				1 178	2 79	1 --			
31	On Drugs			2	214	1 191		11 --				1 23				
32	We're only in it for the bugs			2	371	3 200		2 --				1 131				
						<b>A</b>	<b>B</b>	<b>C</b>	<b>D</b>	<b>E</b>	<b>F</b>	<b>G</b>	<b>H</b>	<b>I</b>	<b>J</b>	<b>K</b>
Monkey Stats™						32/48 (66%)	4/10 (40%)	1/32 (3%)	2/89 (2%)	20/99 (20%)	30/46 (65%)	32/42 (76%)	0/18 (0%)	0/0 (0%)	7/35 (20%)	0/0 (0%)
Average tries						1.50	1.67	3.20	6.36	4.12	1.53	1.31	2.00	--	3.50	--
Averages tries to solve						1.50	1.00	2.00	14.00	4.20	1.53	1.31	--	--	2.43	--