











































Contest is over.































Final standings in The 2012 Nordic Collegiate Programming Contest

Teams at Lund University

Nordic	All	ICPC																
Denmark	All	ICPC	Aarhus	København														
Finland	All	ICPC	Aalto University	Lappeenranta University of Technology		University of Helsinki	University of Tampere											
Iceland	All	ICPC	Reykjavik University															
Norway	All	ICPC	NTNU	University of Bergen		University of Oslo												
Sweden	All	ICPC	Chalmers	KTH - Royal Institute of Technology		Karlstad University	Linköping University	Luleå University of Technology	Lund University	Umeå University								

Solved problem | Attempted problem | Pending judgement

Rk	Team			Slv.	Time	A	B	C	D	E	F	G	H	I	J	K	L
1	UnknownStrangeGuys			7	834	1 4	1 225	1 88	2 39			4 190	1 57	1 --	2 131		
2	Señor Developers			6	739	1 2	1 207	3 134	1 27			3 --	1 78		2 231		
3	I äldsta laget			6	890	1 8	2 242	1 174	2 126			3 92	2 148		2 --		
4	SIGBORK			6	1036	1 4	1 --	2 191	2 74			9 --	6 102		1 238		2 267
5	The Euler Experience			5	631	1 7		1 177	1 75				1 97	2 --	2 255		
6	Team Twerpwadbump			5	648	1 12	2 --	2 131	2 40			2 --	1 111		2 294		
7	Hack-o-Matic			4	372	1 16	2 --	5 --	2 48			7 --	3 106		1 142		
8	duneyr			4	460	1 3	1 291	12 --	2 51			6 --	1 95				
9	use the fork()			4	476	2 6		1 210	1 51				3 149		5 --		
10	Sveriges Rikaste Lag			4	519	1 4		6 282	1 29				1 104				
11	Fångade i en while-loop			4	678	1 8	1 --	4 --	1 37			9 294	2 159		1 --		
12	MC			4	684	1 4	2 --	7 286	1 127				1 147				
13	3GuysN+1Contests			4	824	1 1		10 289	1 26				5 248				
14	June bro's			3	178	2 7	1 --	1 --	1 54			6 --	1 97	4 --			
15	Team NULL			3	228	1 6	3 --	5 --	1 68				1 154				
16	The C-Team			3	251	2 9		2 --	1 63				2 139				
17	LCD			3	253	1 5		3 --	1 44	1 --		2 --	3 164		1 --		
18	The SuperClass			3	287	1 5	3 --	3 --	2 68				1 194				
19	Murphys sista lag			3	304	1 5	1 215	2 --	1 84			2 --	2 --				
20	CapriSun			3	391	1 7			1 45	3 --			5 259				
21	O(1)			3	419	2 5		6 --	2 197			9 --	8 --		1 177		

22	halloweenFartSounds			3	434	1		5	1									5
23	sw3			3	469	13 2 37	2 --	1 --	50 1 102									291 3 270
24	Team Solid			3	476	1 4		15 --	3 261									1 171
25	We are here for the free beer			3	656	2 7			1 240									7 269
26	RoyDidNothingWrong			2	33	1 5		3 --	1 28			11 --						4 --
27	VGA			2	72	1 9		1 --	1 63			5 --						6 --
28	Tard Squad			2	117	1 14		1 --	2 83									4 --
29	BOBBY			2	120	1 15	1 --	1 --	2 85			3 --				1 --		
30	Roxling^2+Goteman			2	131	1 6		9 --	1 125									3 --
31	try-catch us			2	144	1 8		6 --	3 96									
32	Jag har en ny skrivare			2	157	1 22	4 --		2 115									
33	TABLES			2	360	2 123			2 197									
34	101010			1	35	1 35		7 --	7 --									
35	Wulf			1	41	2 21			6 --			6 --						
36	Muumin & co.			1	55	1 55		8 --	2 --									
						A	B	C	D	E	F	G	H	I	J	K	L	
Monkey Stats™						36/44 (81%)	5/28 (17%)	10/134 (7%)	33/64 (51%)	0/4 (0%)	0/0 (0%)	3/87 (3%)	23/84 (27%)	0/7 (0%)	7/21 (33%)	0/0 (0%)	1/2 (50%)	
Average tries						1.22	1.75	4.32	1.78	2.00	--	5.44	2.90	2.33	1.75	--	2.00	
Average tries to solve						1.22	1.20	3.40	1.48	--	--	5.33	2.48	--	1.57	--	2.00	